



CAGAYAN  
ECONOMIC ZONE  
AUTHORITY

# CEZA FACTS AND FIGURES

As of December 31, 2023




As of December 31, 2023

# CAPITAL INVESTMENTS



CEZA Total Capital Investments  
2022 vs 2023



CEZA Total Capital Investments  
per quarter in 2023



The total capital investments in CEZA have decreased by 1.59% in the fourth quarter compared to the third quarter of the same year. Nevertheless, this figure is still 6.74% higher than the capital investments accounted for in the last quarter of 2022, which amounted to ₱16,958,607,585.00.

It can also be noted that the capital investment shows an increasing trend in the first semester of 2023, particularly by 5.07% in the first quarter of 2023 from the last quarter of 2022, and by 4.71% in the second quarter of 2023 from the first quarter of 2023. In the second semester of 2023, the capital investment shows a consecutive decreasing trend of 1.48% in the last two quarters of the year.

**CEZA FACTS & FIGURES** As of December 31, 2023




As of December 31, 2023

# CAPITAL INVESTMENTS



CEZA Total Capital Investments  
in 2019-2023

*In Billions*



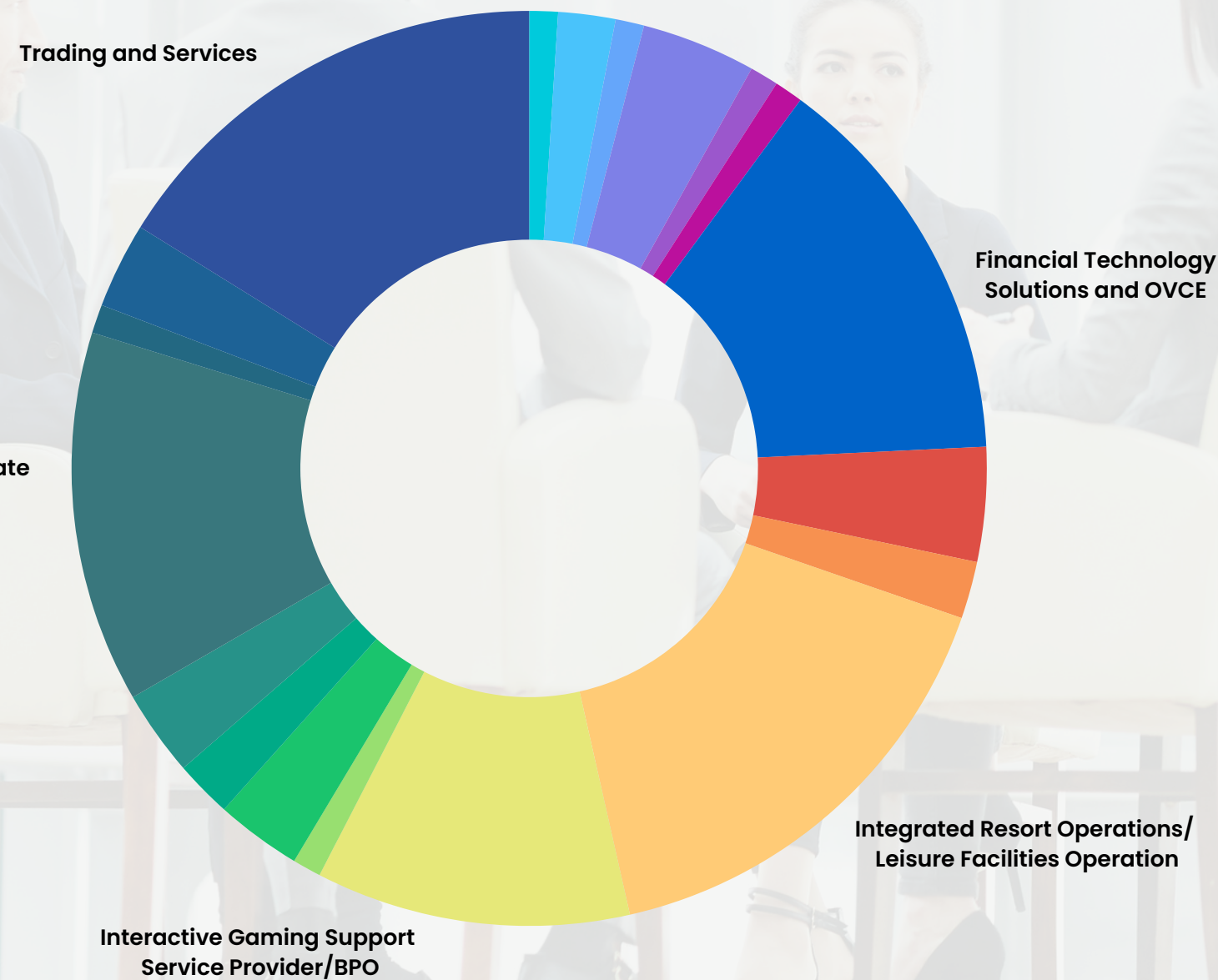
In a yearly review, the capital investments in CEZA also shows an increasing trend since 2020, notwithstanding that the same year marked the onset of the health crisis, Covid-19 pandemic. Notably, capital investments infused in CEZA has gained 43.99% since 2020, and the current capital investment is 38.59% higher than its pre-pandemic figure.

**CEZA FACTS & FIGURES** As of December 31, 2023



As of December 31, 2023


# TYPE OF CEZA REGISTERED ENTERPRISES



## Top CEZA Registered Enterprises



Trading and Services



Integrated Resort Operations/  
Leisure Facilities Operation



Financial Technology Solutions & OVCE



Real Estate



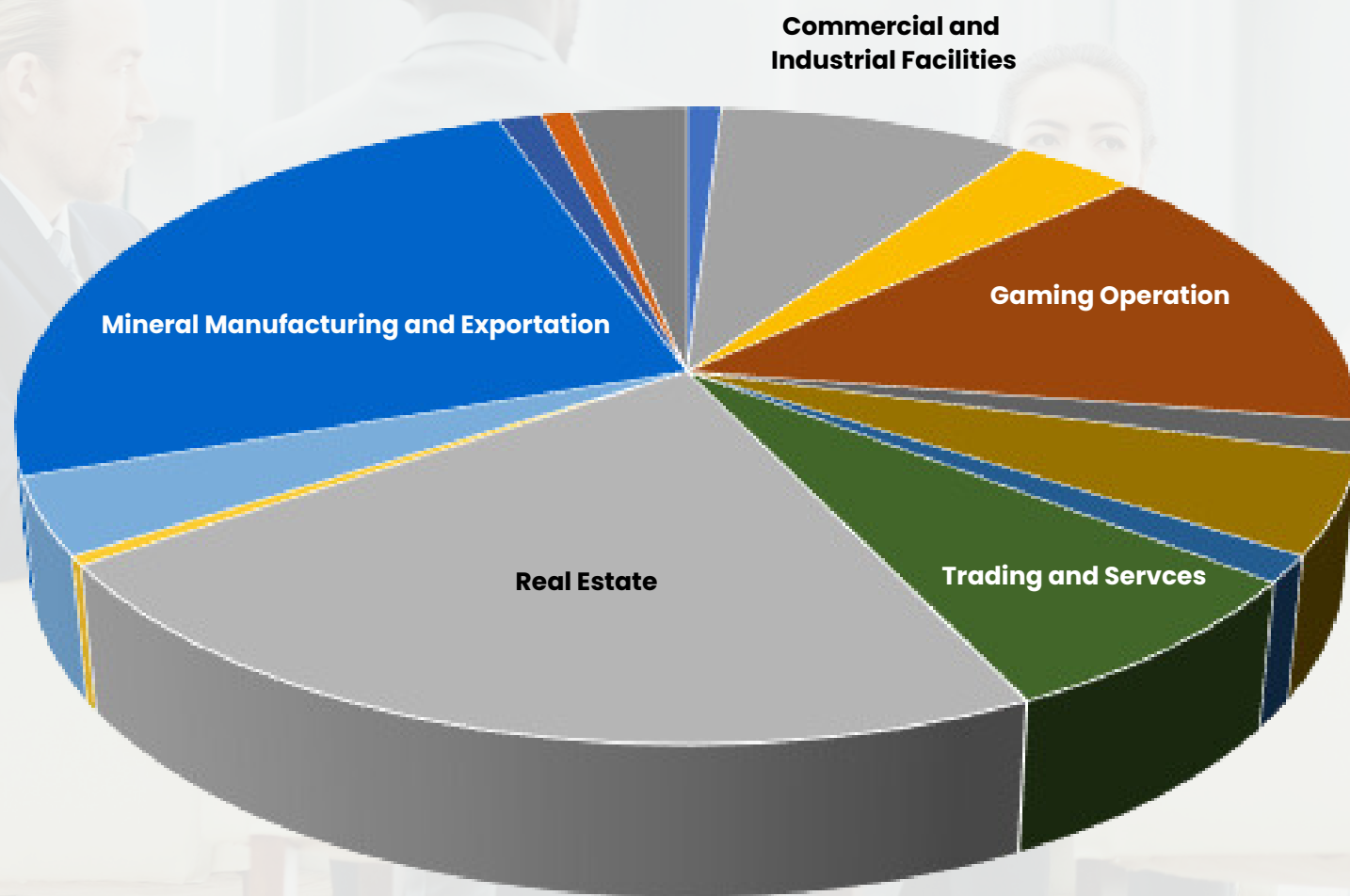
Interactive Gaming Support  
Service Provider/BPO

CEZA FACTS & FIGURES As of December 31, 2023



As of December 31, 2023

# CEZA ENTERPRISES ACTUAL INVESTMENTS



## Top Capital Investments of CEZA Registered Enterprises

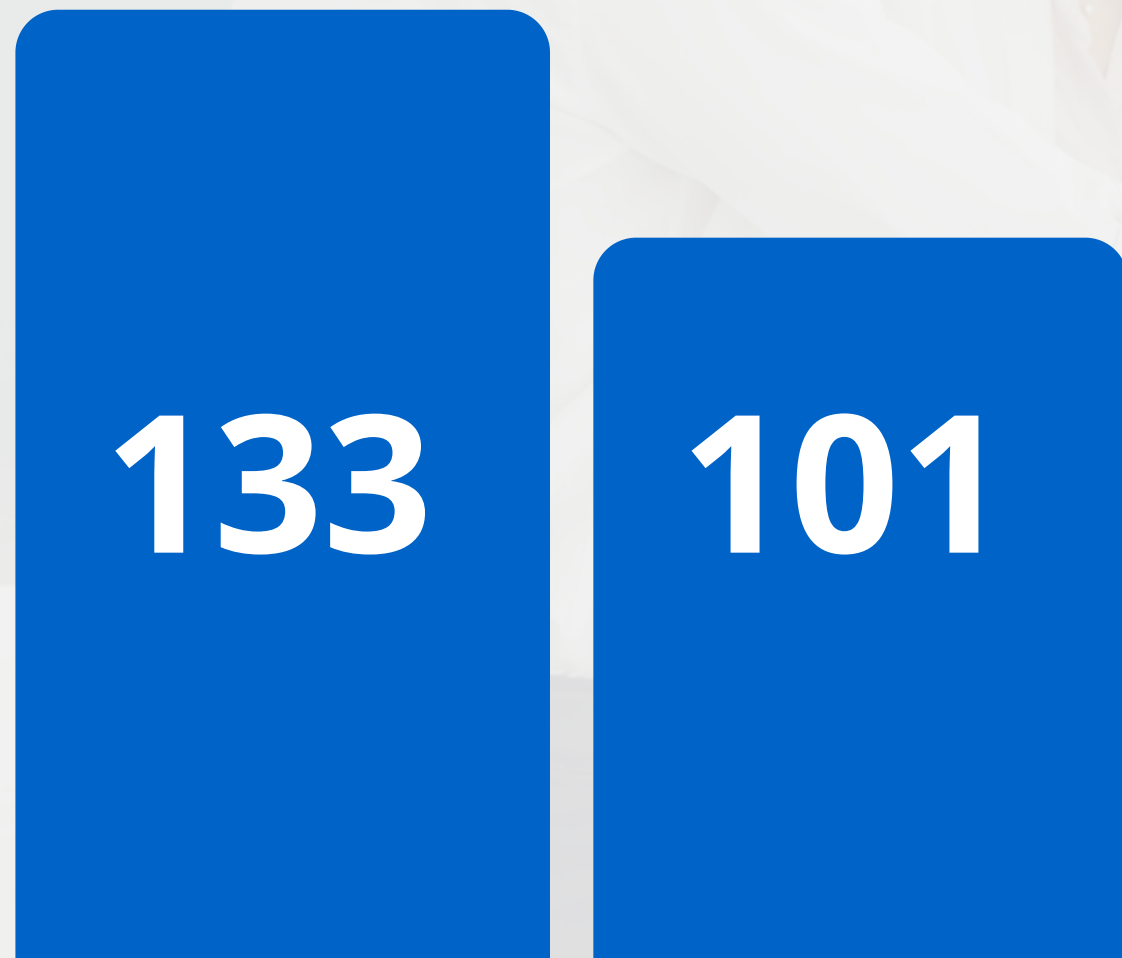
(In Billions)



As of December 31, 2023

# ACTUAL NUMBER OF LOCATORS


CEZA-Registered Enterprises  
2022 vs 2023



2022

2023

CEZA-Registered Enterprises  
per quarter 2022-2023



The total number of CEZA-registered enterprises shows an increase of 6.31% from the third quarter's total of 97 enterprises to the fourth quarter's total of 101. The new locators come from the Construction, Trading Services, and Financial Technology Solutions and Offshore Virtual Currency Exchange (FTSOVCE) industries. This poses a 24.06% decline from the total number of CEZA-registered enterprises in 2022. Amidst the fall, the influx of capital investments has remained steady.




As of December 31, 2023

# ACTUAL NUMBER OF LOCATORS



CEZA-Registered Enterprises per quarter 2022-2023



In a yearly review, the year-end figure of 101 locators in 2023 shows a considerable decline from the 133 locators in 2022. This has been the lowest figure that CEZA has recorded in the last five years in terms of locator statistics. Nevertheless, it is also significant to note that the declining figure in locator trend has not hindered capital investment gains, which have continued to increase since 2020.

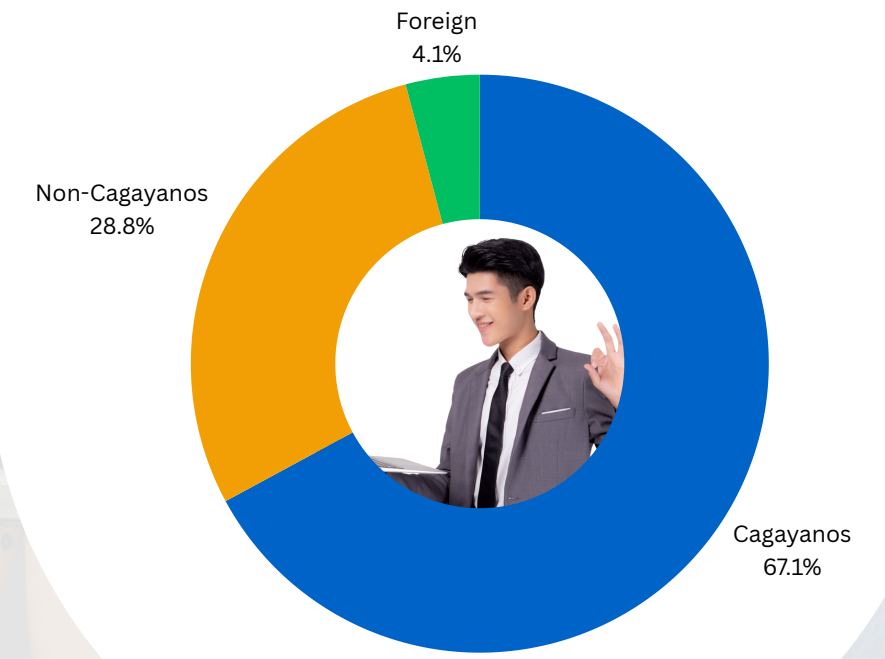
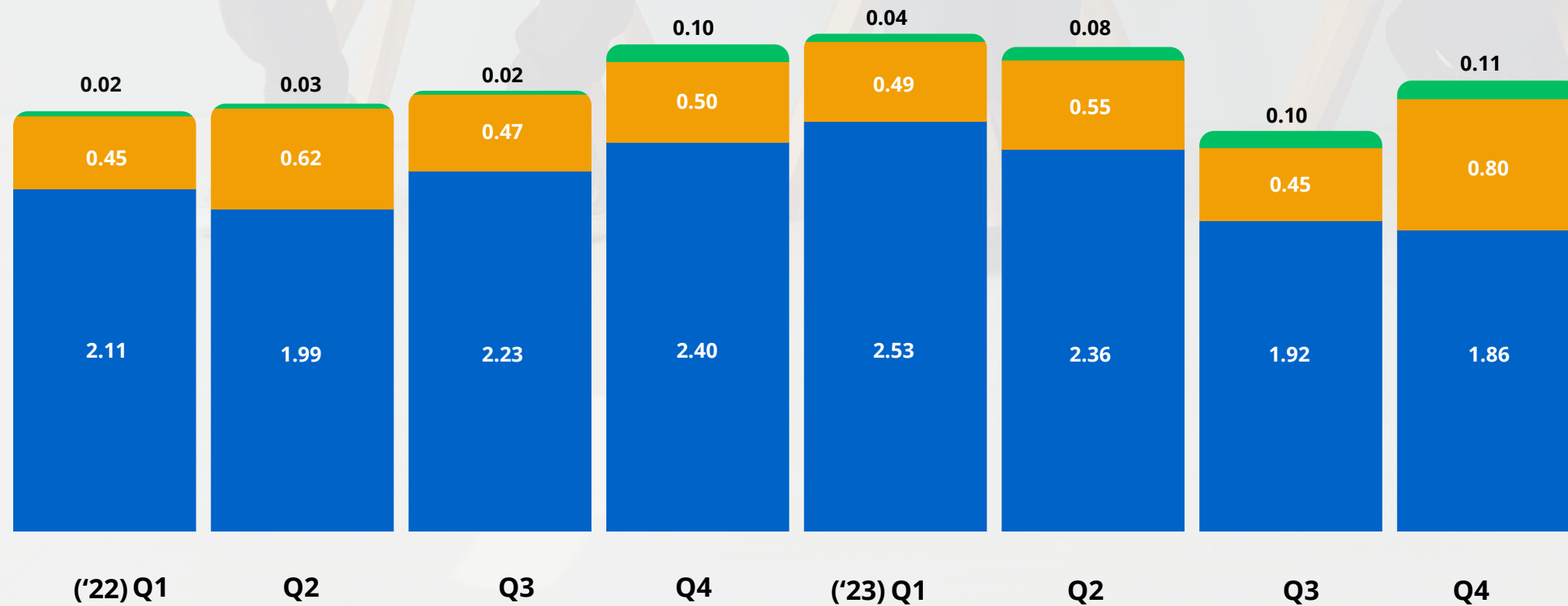


As of December 31, 2023

# CEZA GENERATED EMPLOYMENT

CEZA Generated Employment per quarter in 2022-2023

In Thousands



The total number of jobs generated through CEZA by its registered enterprises increased by 12.58% from the third to the fourth quarter. This rise can be attributed to the opening of new CEZA-registered enterprises. However, the total jobs generated in the last quarter is still 7.42% lower than the total jobs generated in 2022.

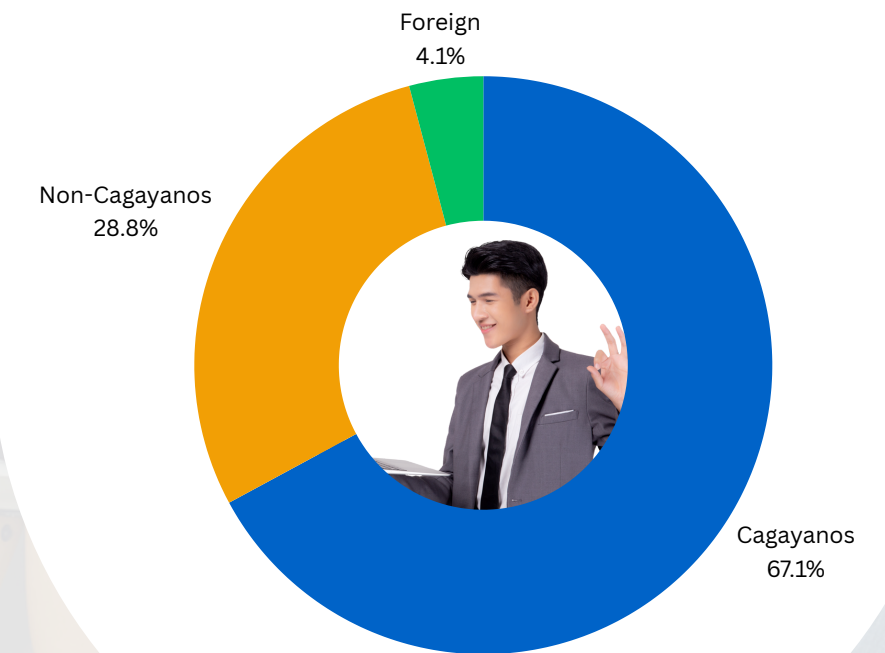
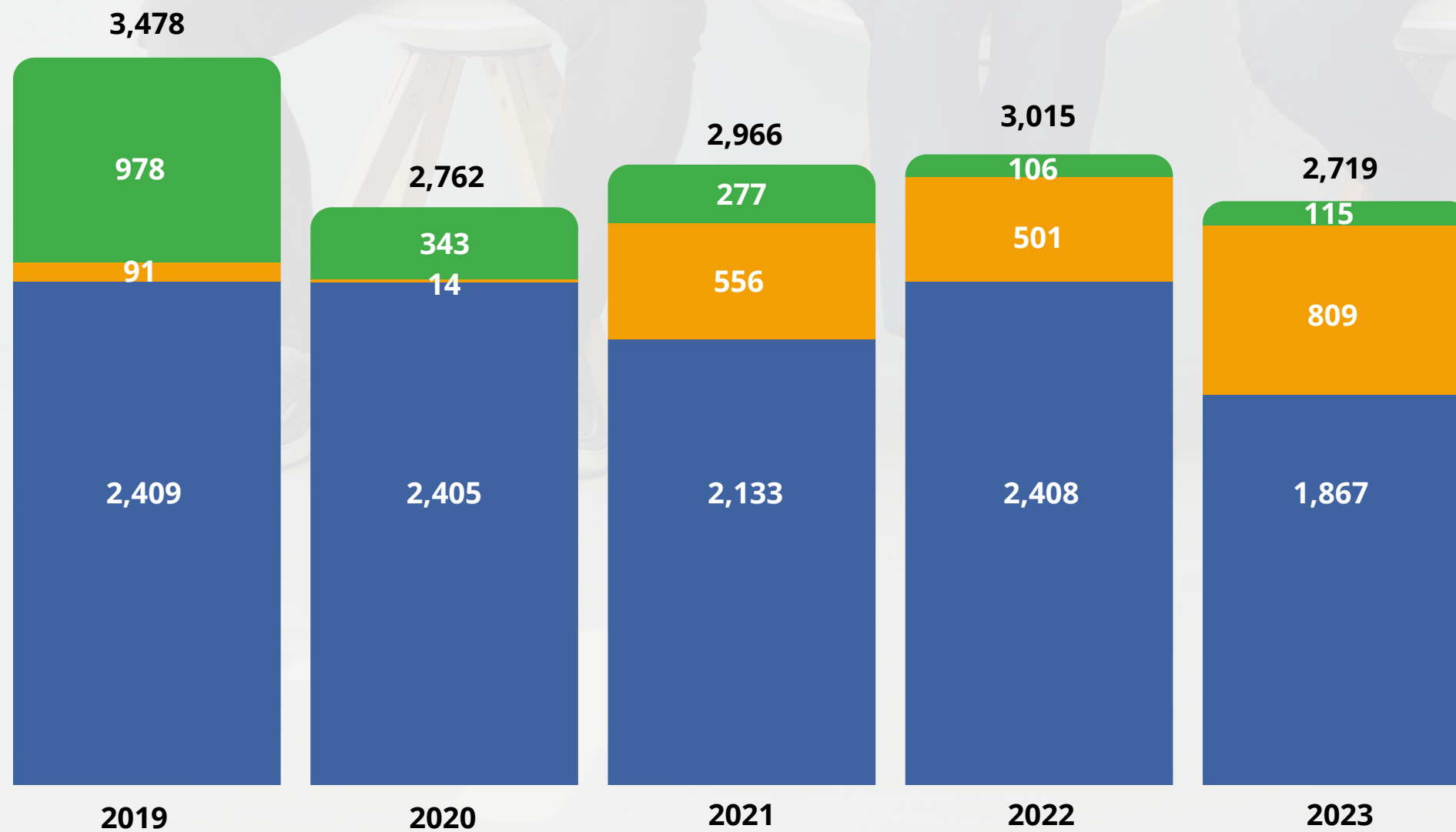




As of December 31, 2023

# CEZA GENERATED EMPLOYMENT

CEZA Generated Employment  
2019-2023



Since 2019, the year 2023 records the lowest figure in the jobs generated through CEZA by its registered enterprises. With a total of 2,719, this figure is 7.42% lower than the 3,015 jobs generated in 2022, and still 1.04% short compared to the 2,762 jobs generated in 2020 at the onset of the pandemic when global unemployment spiked. Moving forward, CEZA is optimistic that the anticipated operation of newly registered CEZA enterprises in the coming year and expansion plans conveyed by a few existing locators will open employment opportunities soon. It is also significant to note that majority or 67.1% of the total employment generated in 2023 are occupied by Cagayanos.

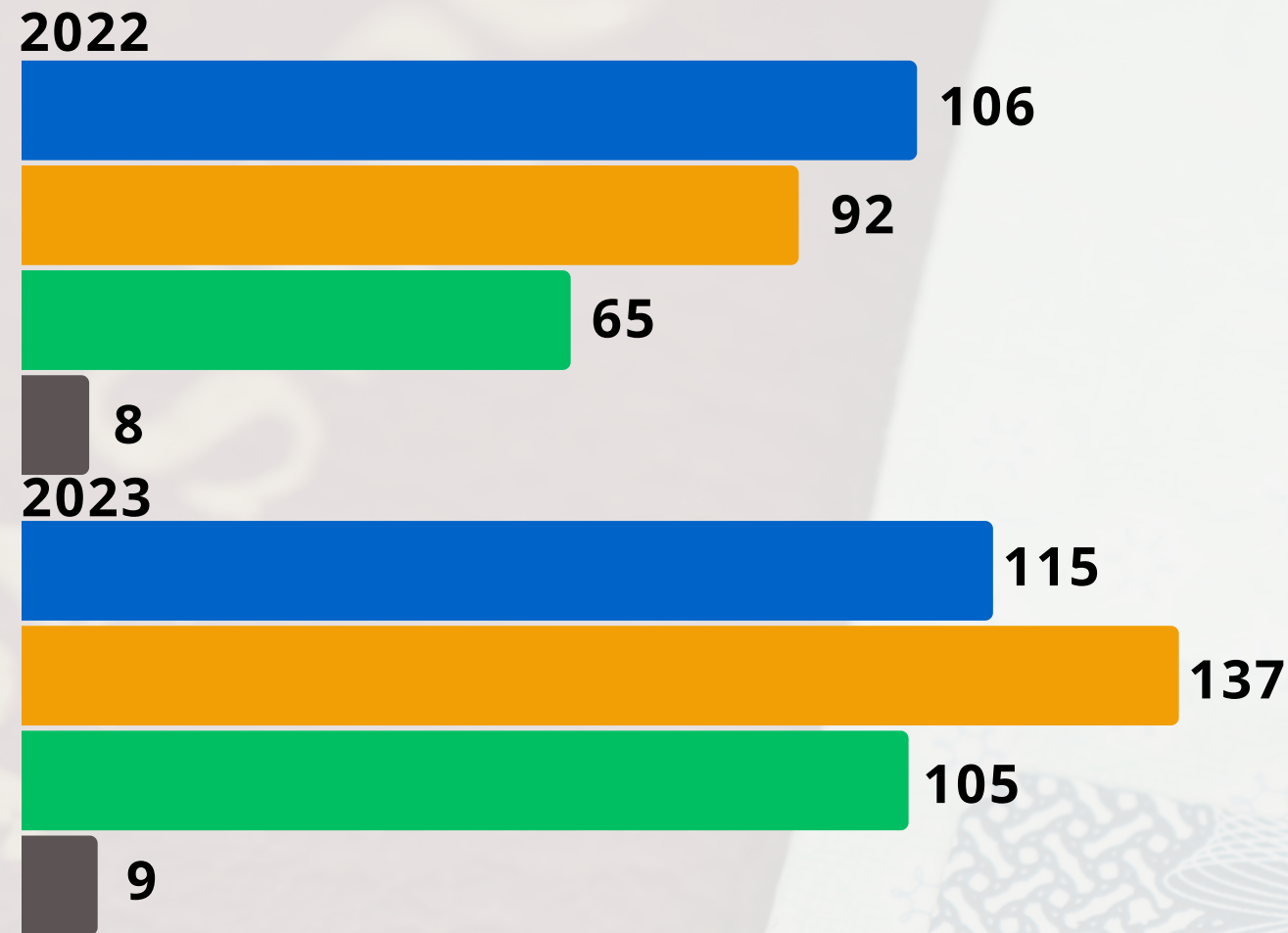


As of December 31, 2023

# CEZA ISSUANCE OF WORKING VISA



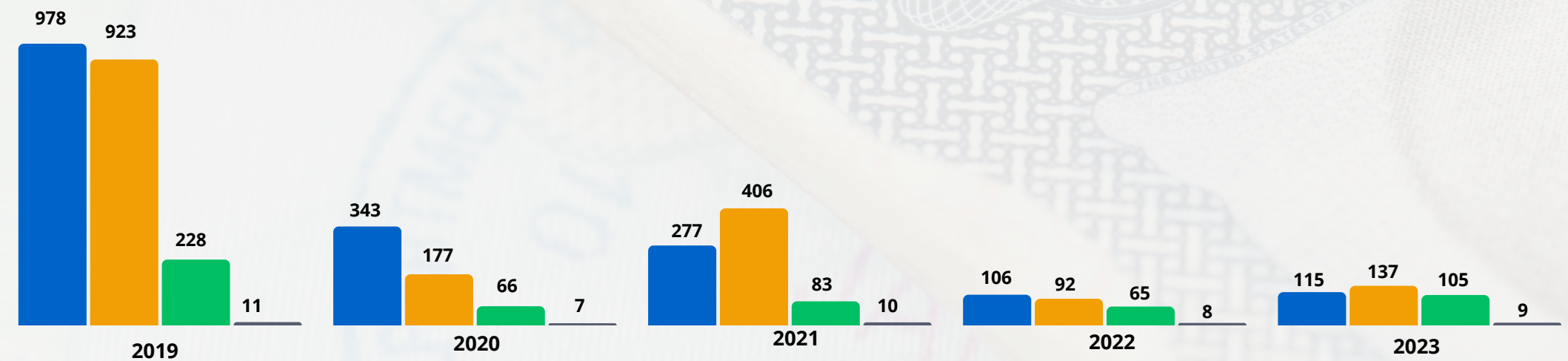
CEZA Generated Employment  
2022-2023



Legend:

- CWV Issued
- i-Card Certification
- CWVs Cancelled
- Re-Stamped

CEZA Generated Employment  
2019-2023



Companies registered with CEZA have the option to employ foreign workers for any job vacancies that no Filipino within the zone is able, competent, and willing to fill at the time of hiring. For this purpose, CEZA can also process and issue CEZA Working Visas (CWVs).

The total number of processed CWVs continued to increase by 11.65%, rising from 103 in the third quarter to 115 in the fourth quarter of 2023. Additionally, this figure is 8.49% higher than the total CWVs processed in 2022. However, it remains the lowest recorded number of CWVs processed in the past five years, with the pre-pandemic period still holding the record for the highest number of CWVs processed.

**CEZA FACTS & FIGURES** As of December 31, 2023

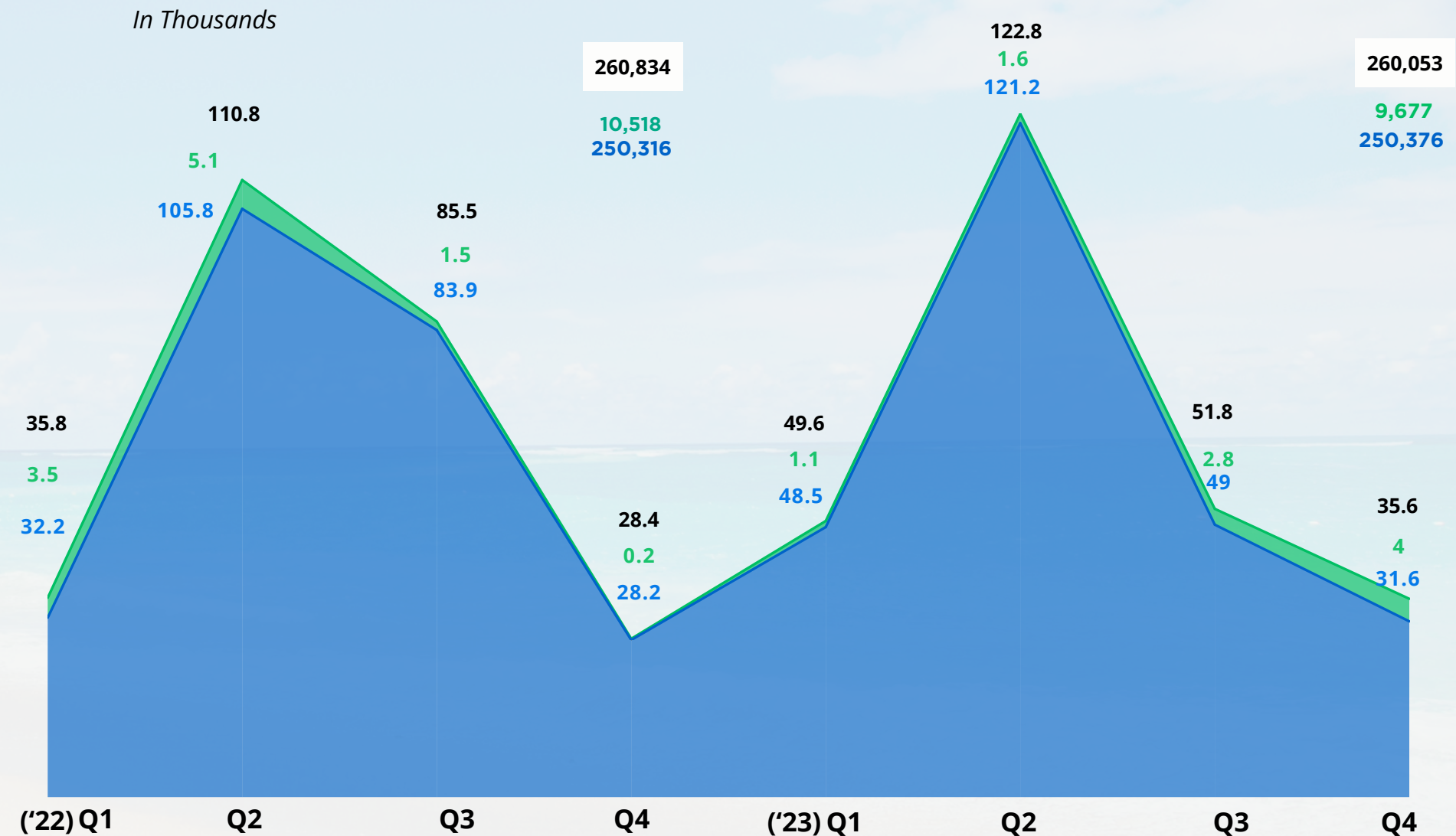


As of December 31, 2023

# CEZA TOURIST ARRIVALS



Tourist arrivals dropped by 31.20% from the third quarter to the fourth quarter of 2023. The number of local tourists recorded increased by 4.69%, but the number of foreign tourists declined by 59.62%, affecting the overall tourist arrivals figures. The decline could be attributed to the persistent rainy weather in the last period of the year, which made travelling to the area challenging.



The recorded number of tourist arrivals refers to visitors who had overnight stays among the accommodation establishments being monitored by CEZA.

**Legend:**

- Domestic
- Foreign
- Total Tourist arrivals per year
- Total Tourist arrivals per year

**CEZA FACTS & FIGURES** As of December 31, 2023

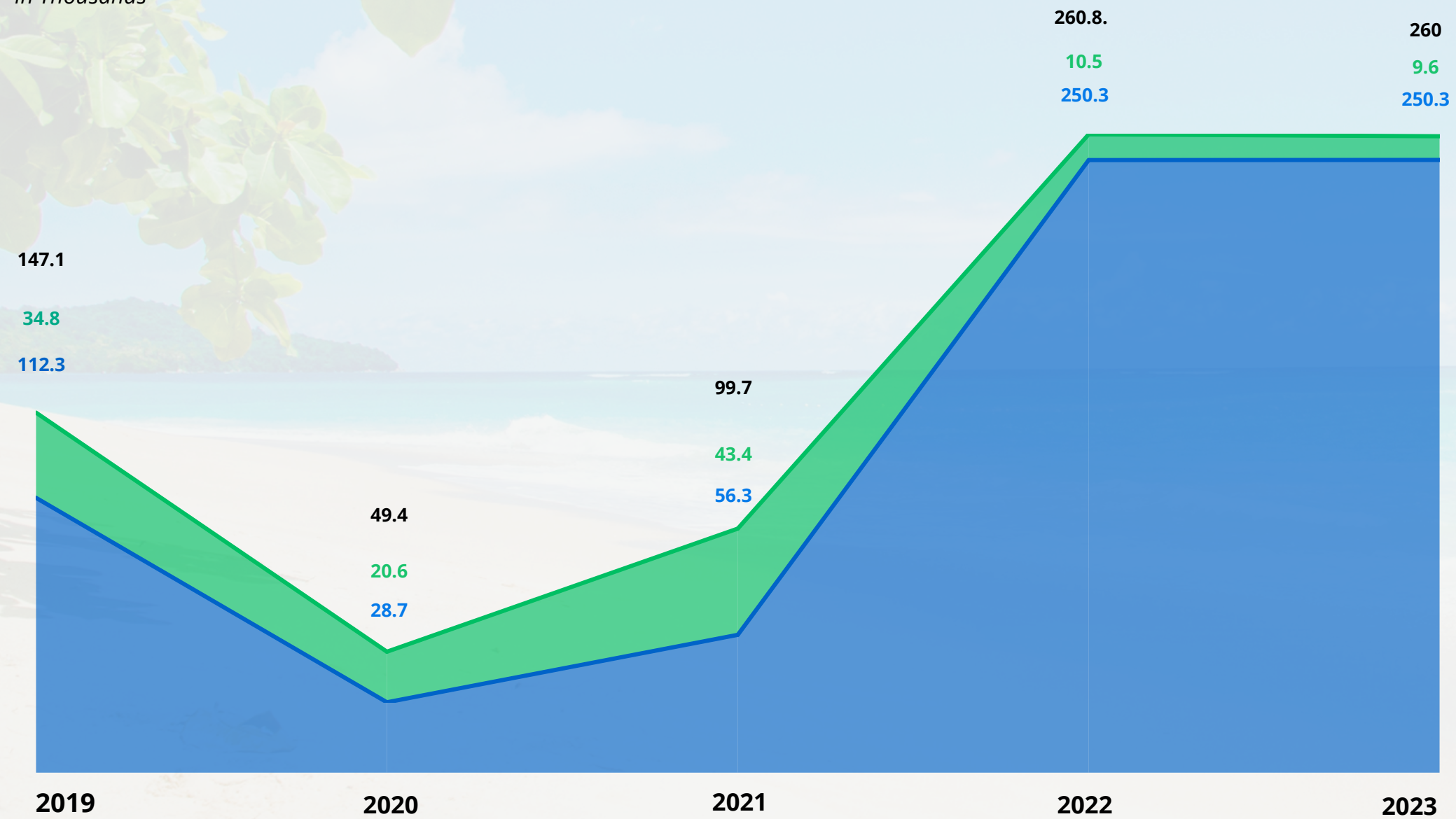


As of December 31, 2023

# CEZA TOURIST ARRIVALS



In Thousands



Legend:

■ Domestic ■ Foreign ■ Total Tourist arrivals per year

Tourist arrivals continues to show a positive trend, although this year's data reveals that it fell short by 0.3% from the recorded tourist arrivals in 2022. As mentioned earlier, the decline could be attributed to the inclement weather conditions, which made travelling to the area unsuitable.

**CEZA FACTS & FIGURES** As of December 31, 2023



As of December 31, 2023

# CEZA INFRASTRUCTURES







Santa Ana



**ALL** 4 projects are almost completed

*Legend: Level of Completion*

-  76-100%
-  51-75%
-  26-50%
-  0-25%

As of December 31, 2023

# ACTUAL STATUS OF CEZA INFRASTRUCTURE PROJECTS



Out of the four ongoing infrastructure projects of CEZA, one is already completed while two are coming into completion.

*Legend:*

■ Actual Accomplishment



As of December 31, 2023

# ACTUAL STATUS OF CEZA INFRASTRUCTURE PROJECTS AS OF DECEMBER 31, 2023



## Three Hole Golf Course and Driving Range



Tucked amidst the mountain-top in Diora-Zinungan, Santa Ana, Cagayan, this 43,000 sqm enclave houses a Three Hole Golf Course and Driving Range. This first of its kind in the municipality will soon offer a unique golfing experience harmonizing with the rugged beauty of trees and bountiful pineapple farms, all with a panoramic ocean view , while promoting tourism and sports development.

**CEZA FACTS & FIGURES** As of December 31, 2023



As of December 31, 2023

# ACTUAL STATUS OF CEZA INFRASTRUCTURE PROJECTS AS OF DECEMBER 31, 2023



## Retrofitting and Rehabilitation Works of Port Irene



This project, centered on the revitalization of Port Irene in Brgy. Casambalangan, Santa Ana, Cagayan, emphasizes the refurbishment and strengthening efforts by CEZA to fortify the port's structural integrity and resilience against seismic events, ensuring its operational robustness for the future.

**CEZA FACTS & FIGURES** As of December 31, 2023





As of December 31, 2023

# ACTUAL STATUS OF CEZA INFRASTRUCTURE PROJECTS AS OF DECEMBER 31, 2023



## Dredging and Reclamation Project of Port Irene Phase 1



This project holds significance in enhancing the port's vessel handling capacity. Increasing from the current 12,000 Gross Register Tonnage (GRT)/136m Length Overall (LOA) to an expanded 40,000 GRT/170m LOA capability, the project will enable the port to accommodate larger vessels efficiently. This expansion is crucial for boosting trade and commerce, as ports with higher GRT/m LOA capacities can handle larger cargo ships, facilitating the transportation of goods and fostering economic growth within the region.

**CEZA FACTS & FIGURES** As of December 31, 2023



As of December 31, 2023

# ACTUAL STATUS OF CEZA INFRASTRUCTURE PROJECTS AS OF DECEMBER 31, 2023



## Construction of 7.2 km Distribution Lines and Installation of 56 Street Lights



The construction of 7.2 km distribution lines and installation of 56 streetlights, situated in Diora-Zinungan, Santa Ana, Cagayan, involves the implementation of a 3-phase distribution line at 13.8 KV, along with 56 conventional streetlights. This project aims to provide streetlight illumination along the CEZA-Palarca Road leading to the CEZA Golf Course and Driving Range, enhancing safety and accessibility in the area.

**CEZA FACTS & FIGURES** As of December 31, 2023



As of December 31, 2023

# TOTAL NUMBER OF SHIPCALLS



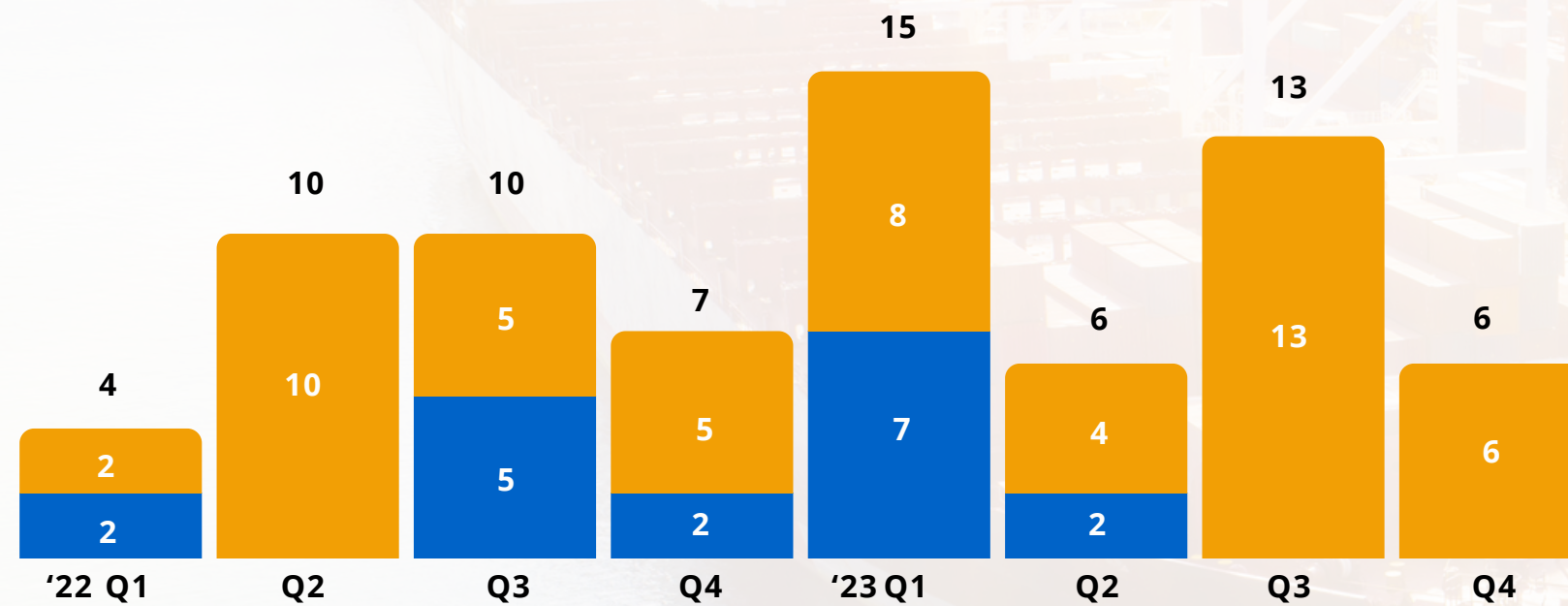
Ports play a significant role in the economic operations of CEZA. This Authority manages and offers the services of two seaports, which include Port Irene and San Vicente Port. Located in Casambalangan, Santa Ana, Cagayan, Port Irene caters foreign shipcalls. On the other hand, San Vicente Port is located in San Vicente, Santa Ana, Cagayan and accommodates domestic domestic shipcalls, which usually include local travelers and fishermen.



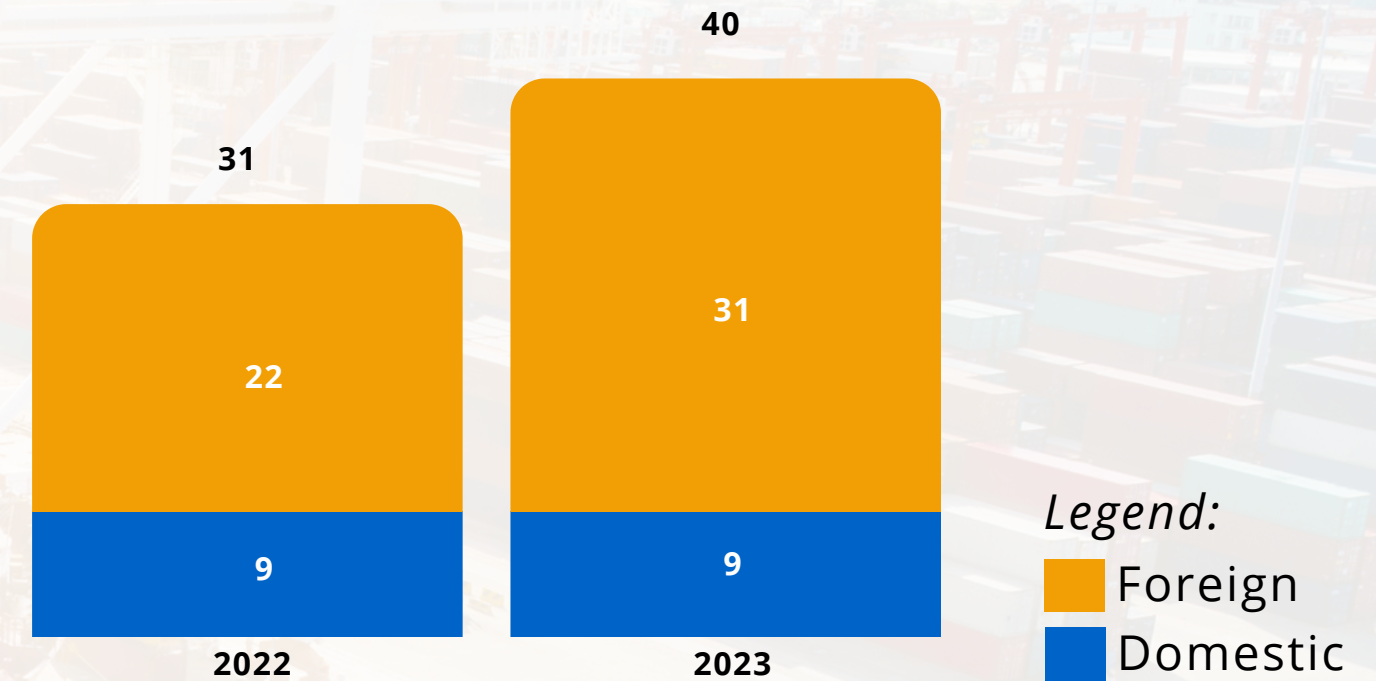
As of December 31, 2023

# TOTAL NUMBER OF SHIPCALLS IN PORT IRENE

Number of Shipcalls per quarter of 2022-2023



Number of Shipcalls 2022 vs 2023



The total number of shipcalls in 2023 is 19.35% higher than the recorded shipcalls in 2022. Yearly review and comparison of data reveal a gradual increase of shipcalls, which can be attributed to the continuous efforts of CEZA to undertake port expansion projects, particularly to Port Irene, which have ongoing development projects like retrofitting, rehabilitation, dredging, and reclamation.

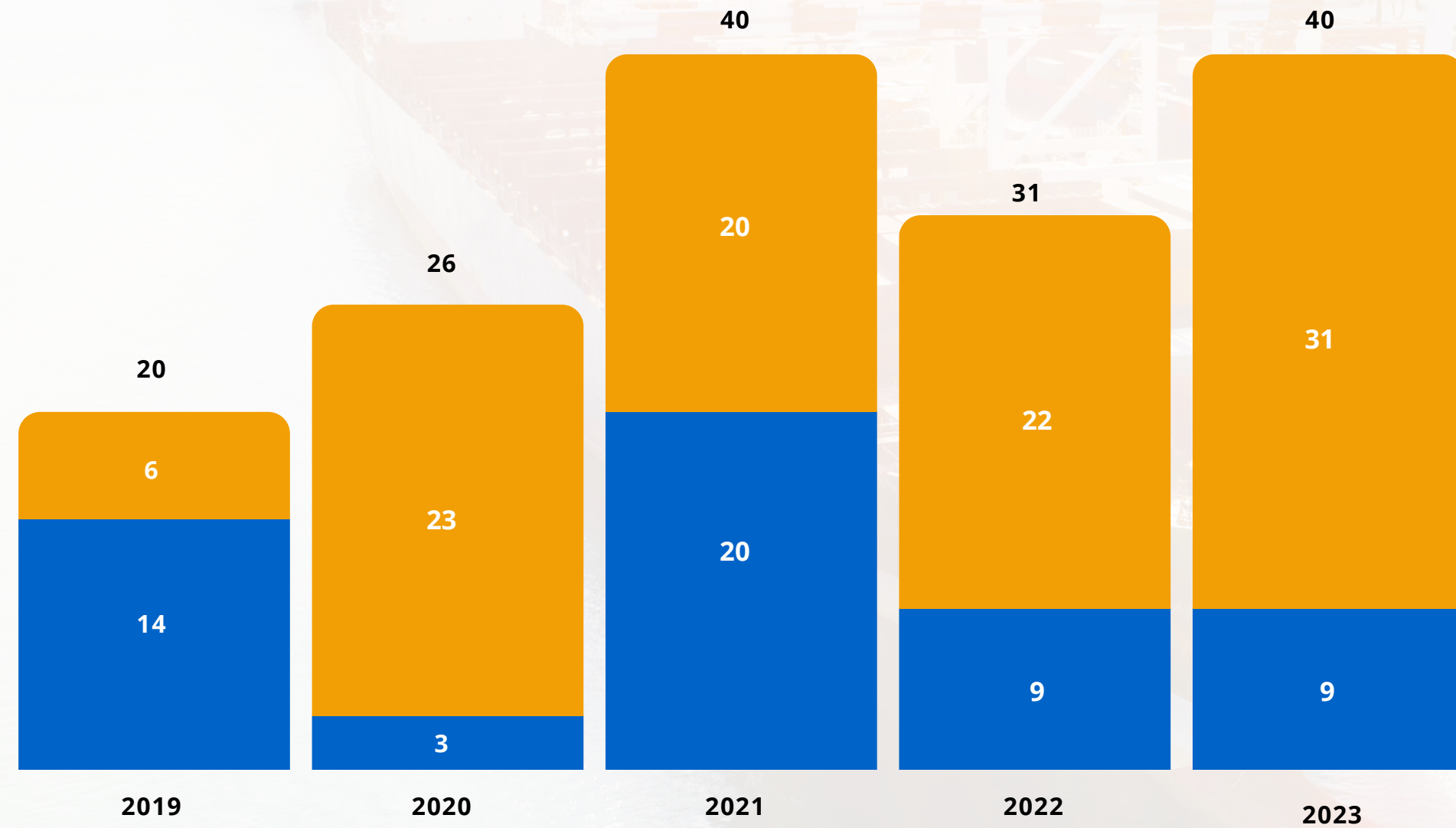


As of December 31, 2023

# TOTAL NUMBER OF SHIPCALLS IN PORT IRENE



Number of Shipcalls 2019-2023



Aside from showing a 19.35% increase of shipcalls from 2022 to 2023 data, it is also significant to note that the total number of shipcalls from 2023 matched the record-high total shipcalls data in the last five years, which totals to 40 shipcalls in a year. As mentioned earlier, the positive trend can be attributed to the continuing efforts of CEZA to undertake port expansion projects. These efforts are geared to make the Cagayan Special Economic Zone and Freeport the premier gateway of Northern Philippines.

Legend:

- Foreign
- Domestic



As of December 31, 2023

# PORT IRENE REVENUE COLLECTION



Port Irene Revenue Collection  
2022 vs 2023



Port Irene Revenue Collection  
per quarter of 2022 vs 2023



The total revenue generated from port operations grew by 23.46% in this period, from ₱15,174,624.61 in the third quarter to ₱18,739,658.00 in the fourth quarter of 2023. The total revenue generated from port operations for the year is 1.29% higher than the revenue collected in 2022.

Legend:  
■ 2023  
■ 2022

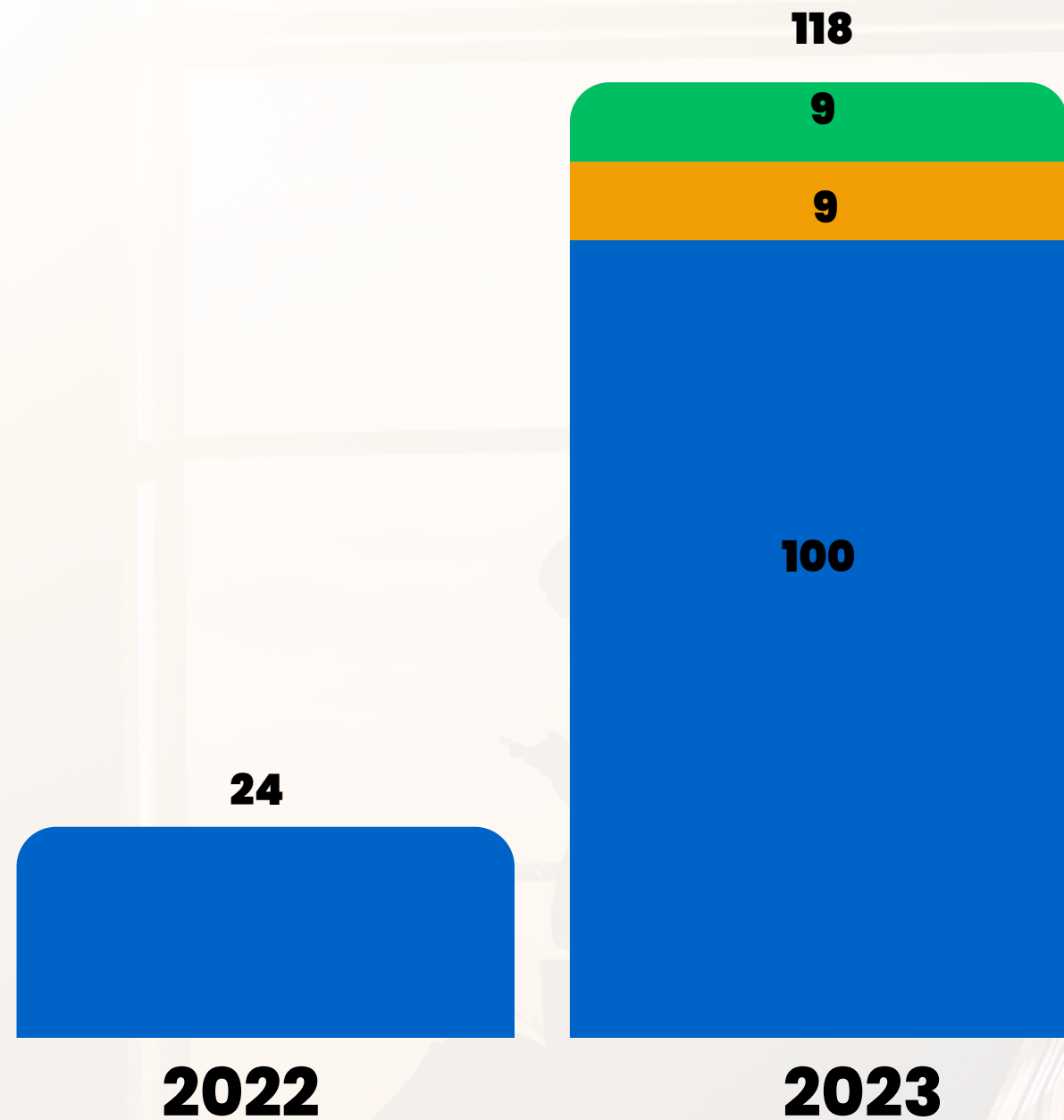


As of December 31, 2023

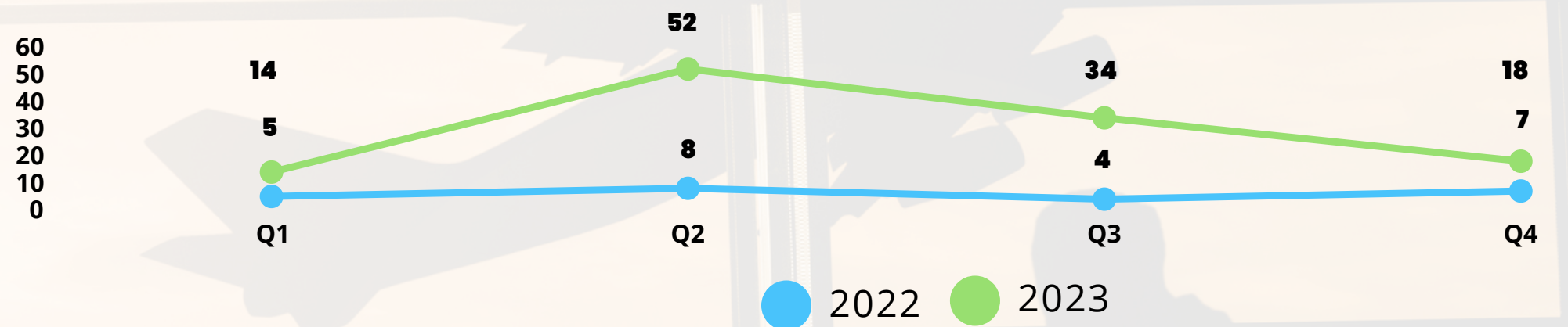
# FLIGHTS ACCOMMODATED



Flights Accommodated  
2022 vs 2023



Flights Accommodated  
per quarter of 2022 vs 2023



The number of flights accommodated in 2023 at the Cagayan North International Airport (CNIA) rose by 391.60% from 2022. Special attribution can be given to CEZA for its continued efforts to accelerate the operations in CNIA, allowing it to resume foreign foreign chartered and domestic commercial flights, and exploring opportunities in the aviation industry.

Legend:

- Domestic Chartered
- Foreign Chartered
- Domestic Commercial



As of December 31, 2023

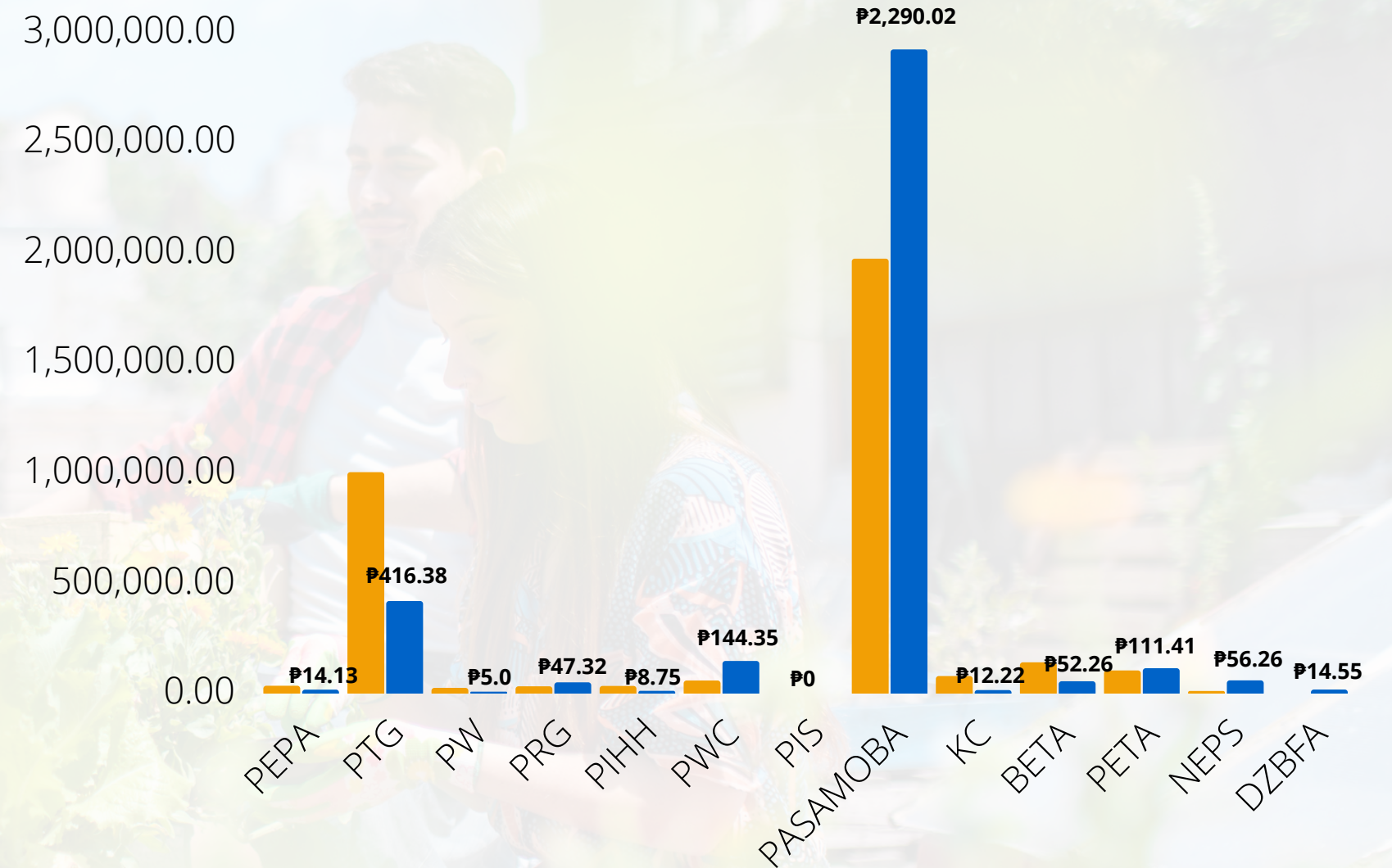
# GENERATED INCOME OF ASSISTED ORGANIZATIONS

**₱3,802,682.00** Total Generated Income of Assisted Organizations

As part of its commitment to facilitate local development, CEZA has also engaged in community-support undertakings, including the development and continued facilitation to community enterprises. Today, CEZA has 13 community enterprises. These enterprises delve in tourism products and services, and have also supplemented CEZA's tourism development and promotions undertakings. This program has improved the productivity of the local communities in the area, providing them income to support their families. In 2023, CEZA-assisted community enterprises recorded a total of ₱3,802,682.00 income.

Income Generated of assisted organizations 2022 vs 2023

(In Thousands)



Legend:


2022 2023





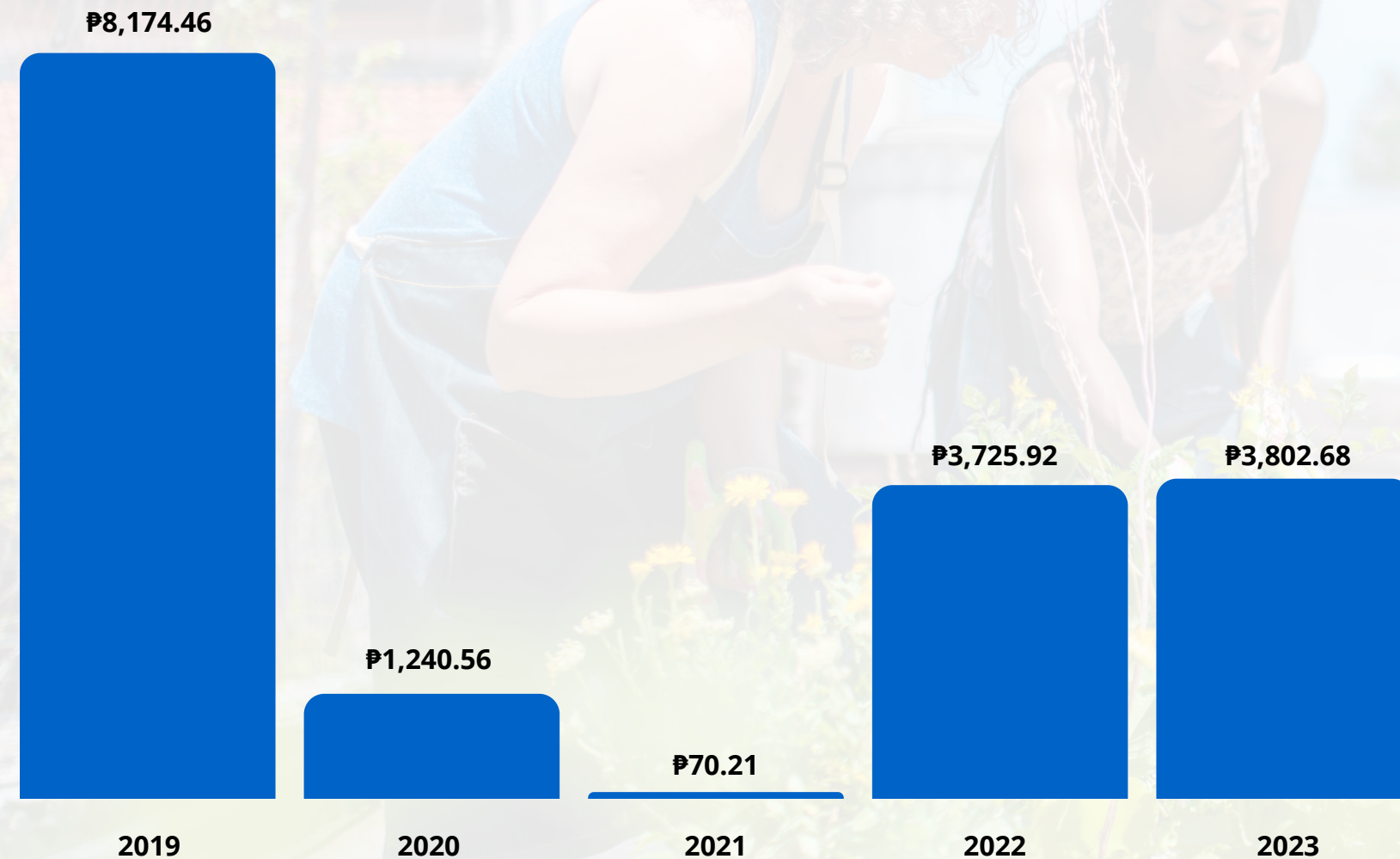
As of December 31, 2023

# GENERATED INCOME OF ASSISTED ORGANIZATIONS



Income Generated of assisted organizations  
2019-2023

(In Thousand Pesos)



The total income generated by CEZA-assisted organizations amounting ₱3,802,682.00 for 2023 increased by 2.06% from the income recorded in 2022. The modest increase in income signifies the community enterprises' gradual recovery from the pandemic, although the figure remains incomparable to the income that the groups used to earn during the pre-pandemic period, which used to be at least double the said annual revenue.

The local communities continue to acknowledge the assistance provided by CEZA through this program valuable. CEZA remains committed to provide opportunities and assistance to these organizations.



As of December 31, 2023

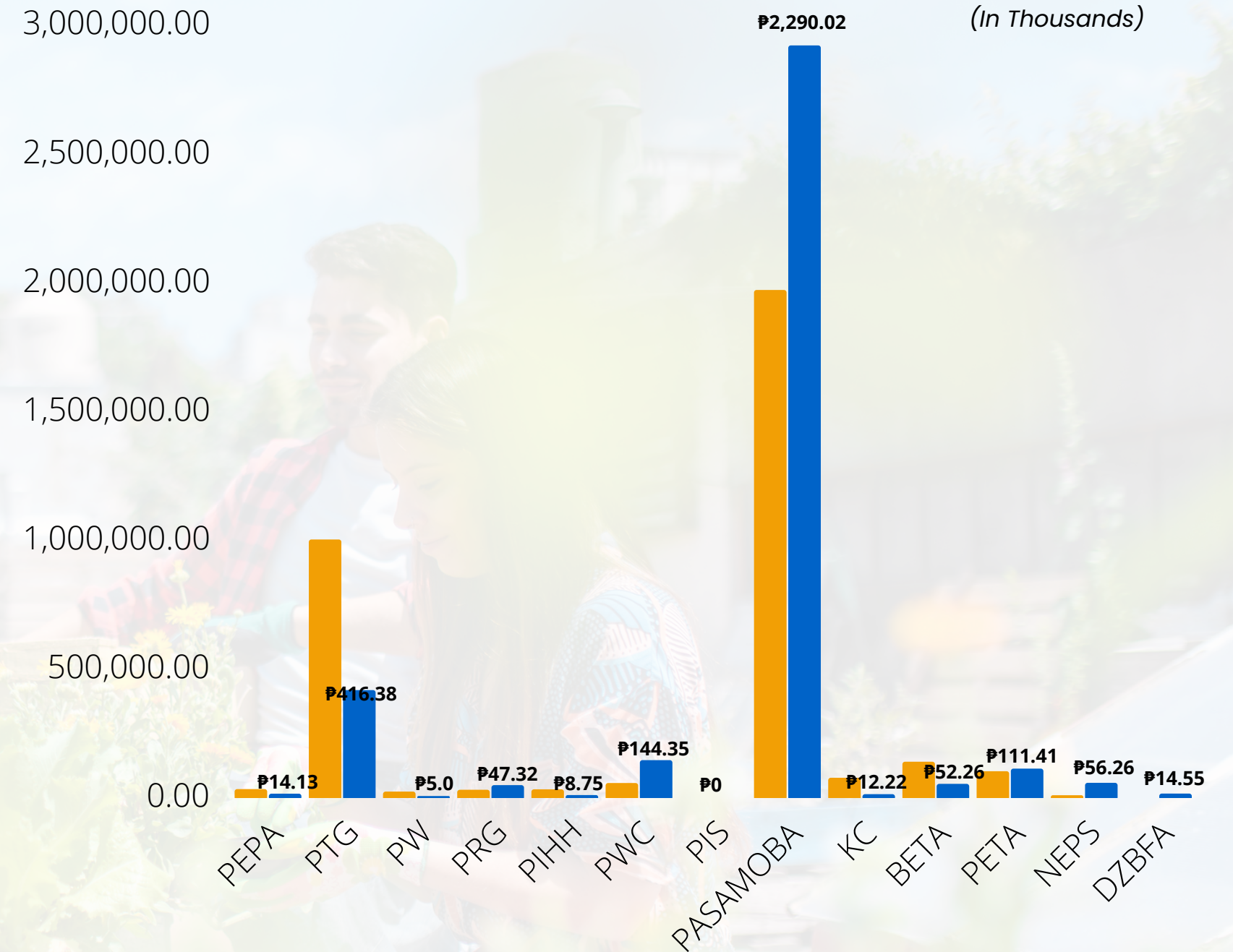
# GENERATED INCOME OF ASSISTED ORGANIZATIONS

**₱3,802,682.00** Total Generated Income of Assisted Organizations

- PEPA**- Palaui Environmental Protectors Association
- PTG**-Palaui Tour Guide
- PW**-Palaui Weavers
- PRG**-Palaui Reef Guides
- PIHH**-Palaui Island Honey Hunters
- PWC**- Palaui Women's Catering
- PIS**- Palaui Island Spa
- PASAMOBA**- Palaui San Vicente Motor Banca Association
- KC**- Kulinarya de Casagan
- BETA**- Buwacag Eco-Tourism Association
- PETA**- Pananacpan Eco-Tourism Association
- NEPS**- North East Pacific Star Cooperative
- DZBFA**- Diora Zinungan Belt Fishing Association

Legend:

2022 2023



**CEZA FACTS & FIGURES** As of December 31, 2023

