



CAGAYAN
ECONOMIC ZONE
AUTHORITY



CEZA FACTS AND FIGURES

As of September 30, 2023



As of September 30, 2023

CAPITAL INVESTMENTS



The total capital investments in CEZA have slightly decreased by 1.38% in the third quarter compared to the second quarter of the same year. Nevertheless, this figure is still 9.99% higher than the capital investments accounted for in the last quarter of 2022, which amounted to ₱16,958,362,994.00.



As of September 30, 2023

TYPE OF CEZA REGISTERED ENTERPRISES



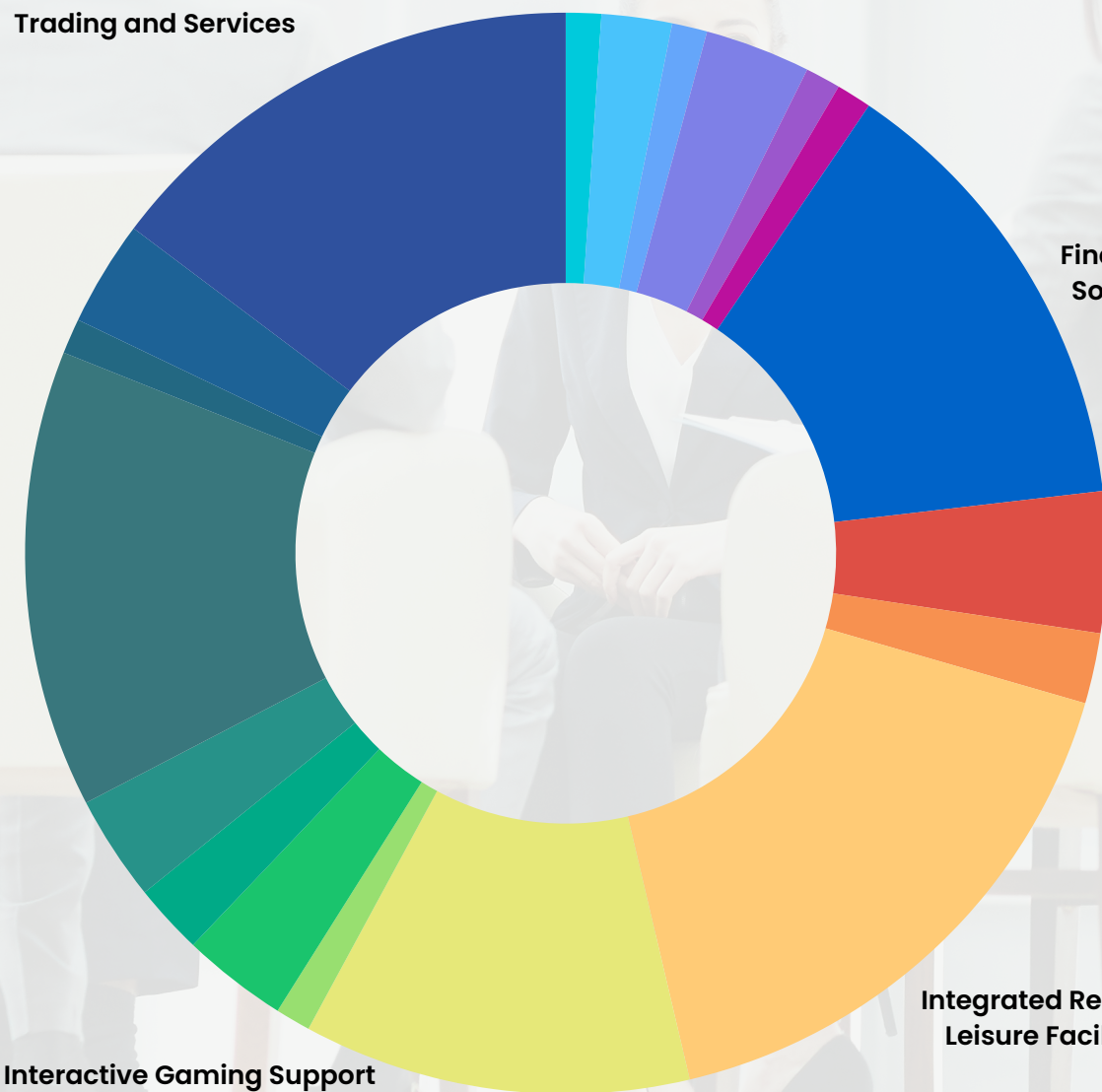
Trading and Services

Real Estate

Interactive Gaming Support Service Provider/BPO

Financial Technology Solutions and OVCE

Integrated Resort Operations/Leisure Facilities Operation



Top CEZA Registered Enterprises



**Integrated Resort Operations/
Leisure Facilities Operation**



Trading and Services



Real Estate



Financial Technology Solutions & OVCE



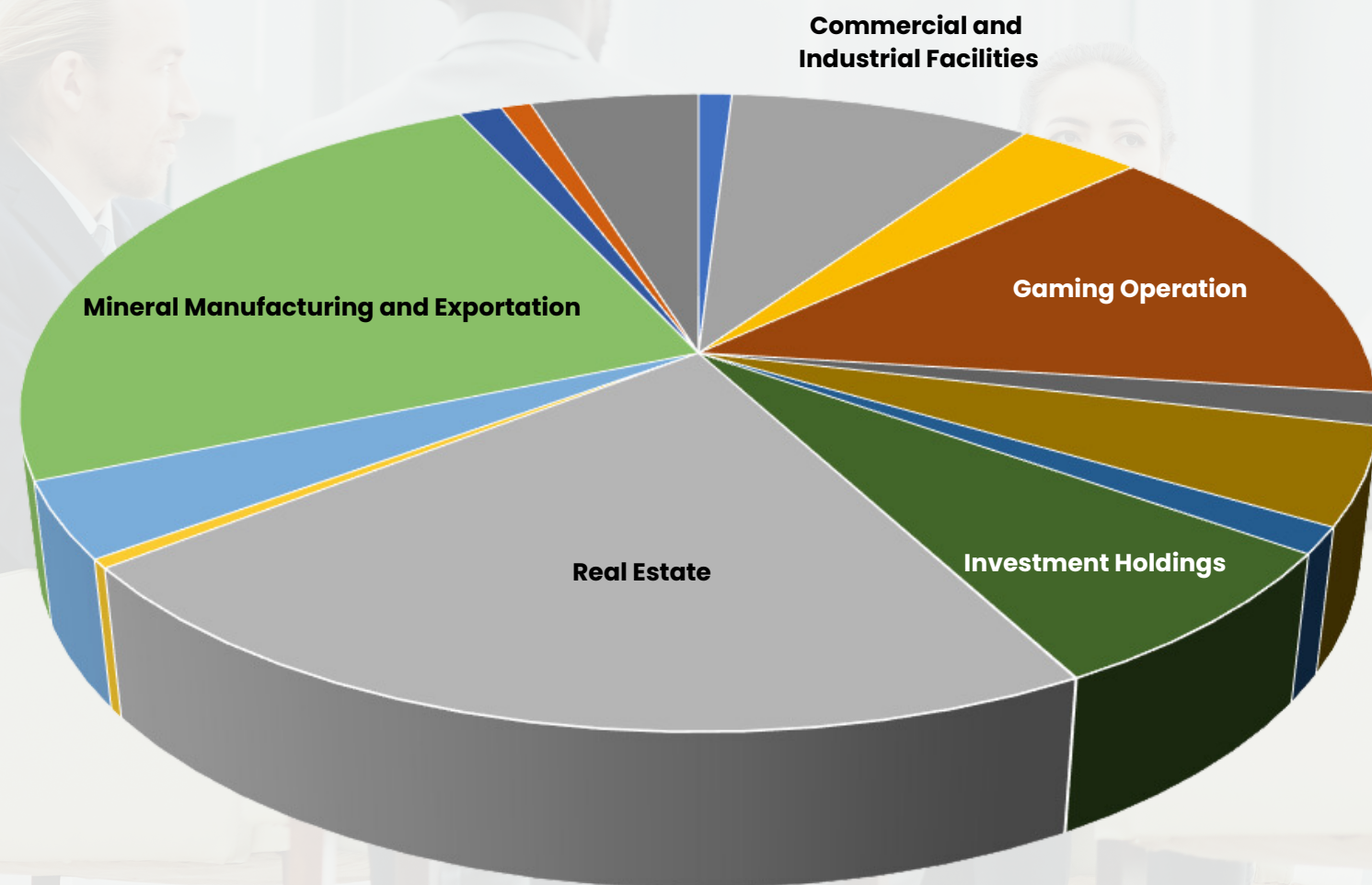
**Interactive Gaming Support
Service Provider/BPO**

CEZA FACTS & FIGURES As of September 30, 2023



As of September 30, 2023

CEZA ENTERPRISES ACTUAL INVESTMENTS



Top Capital Investments of CEZA Registered Enterprises

(In Billions)



As of September 30, 2023

ACTUAL NUMBER OF LOCATORS



133

2022

97

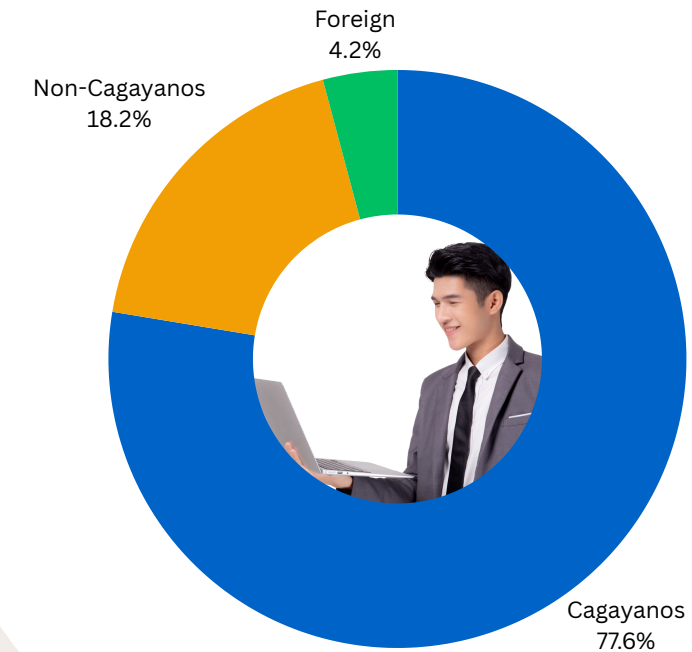
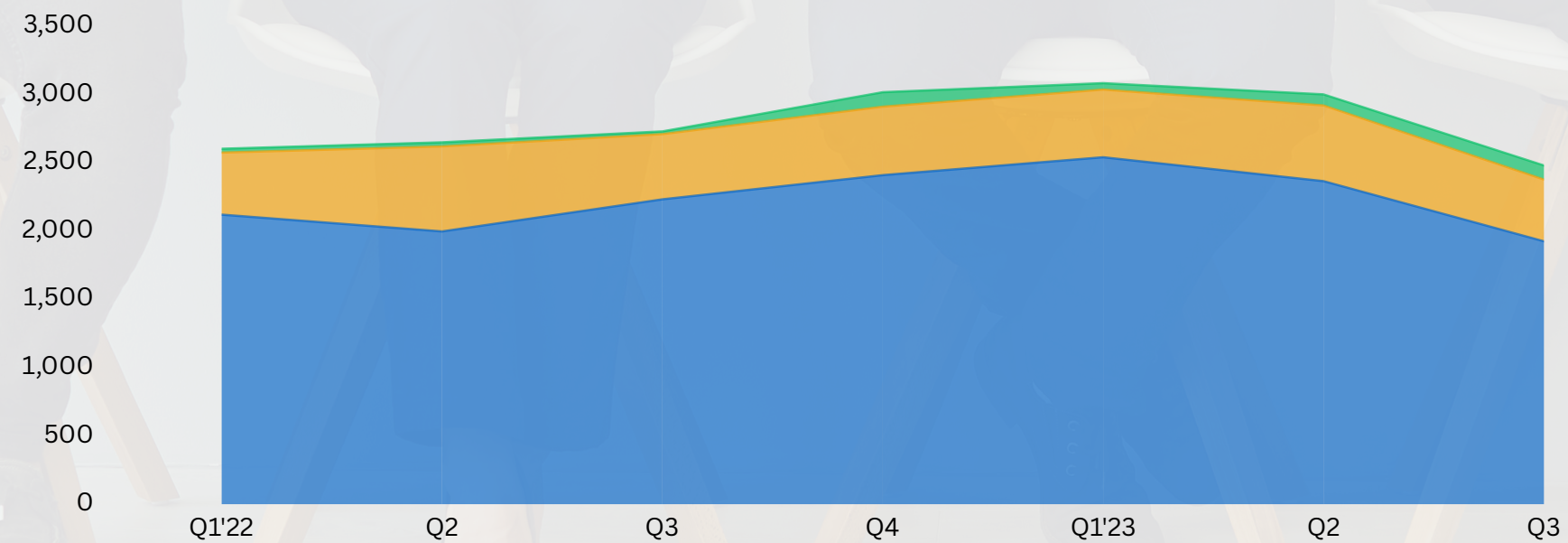
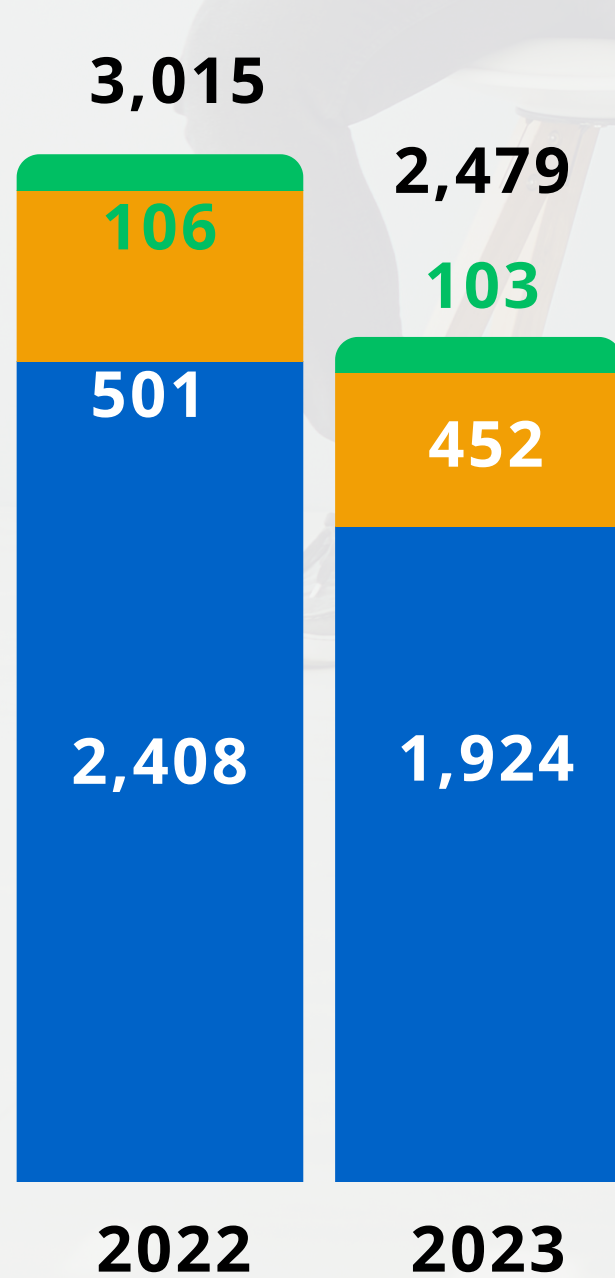
2023

The total number of CEZA-registered enterprises increased by 6.59% in the third quarter of the year, rising from 91 in the second quarter to 97 in the current period. This upturn can be attributed to the inclusion of new CEZA-registered enterprises in the sectors of Trading and Services, Real Estate, as well as Software and Platform Development.



As of September 30, 2023

CEZA GENERATED EMPLOYMENT

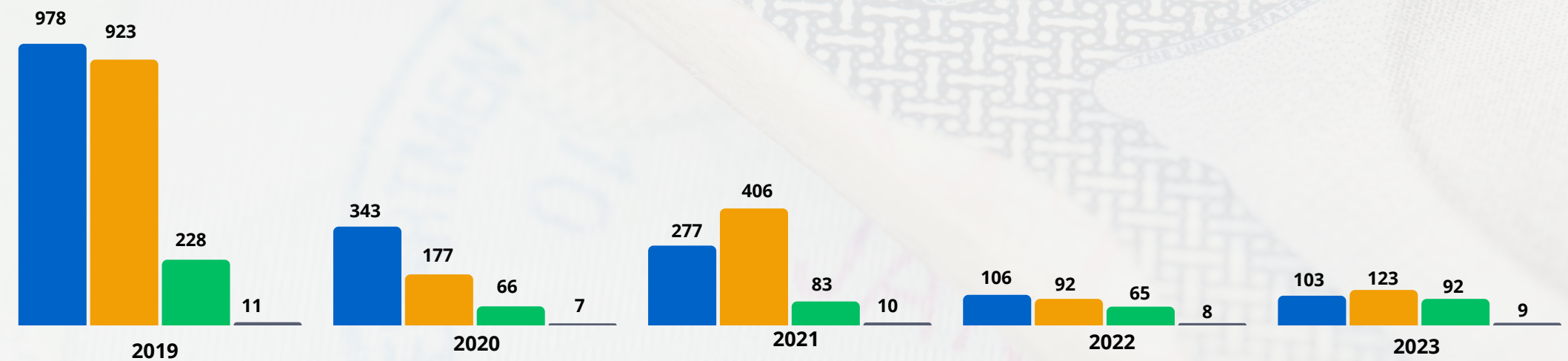
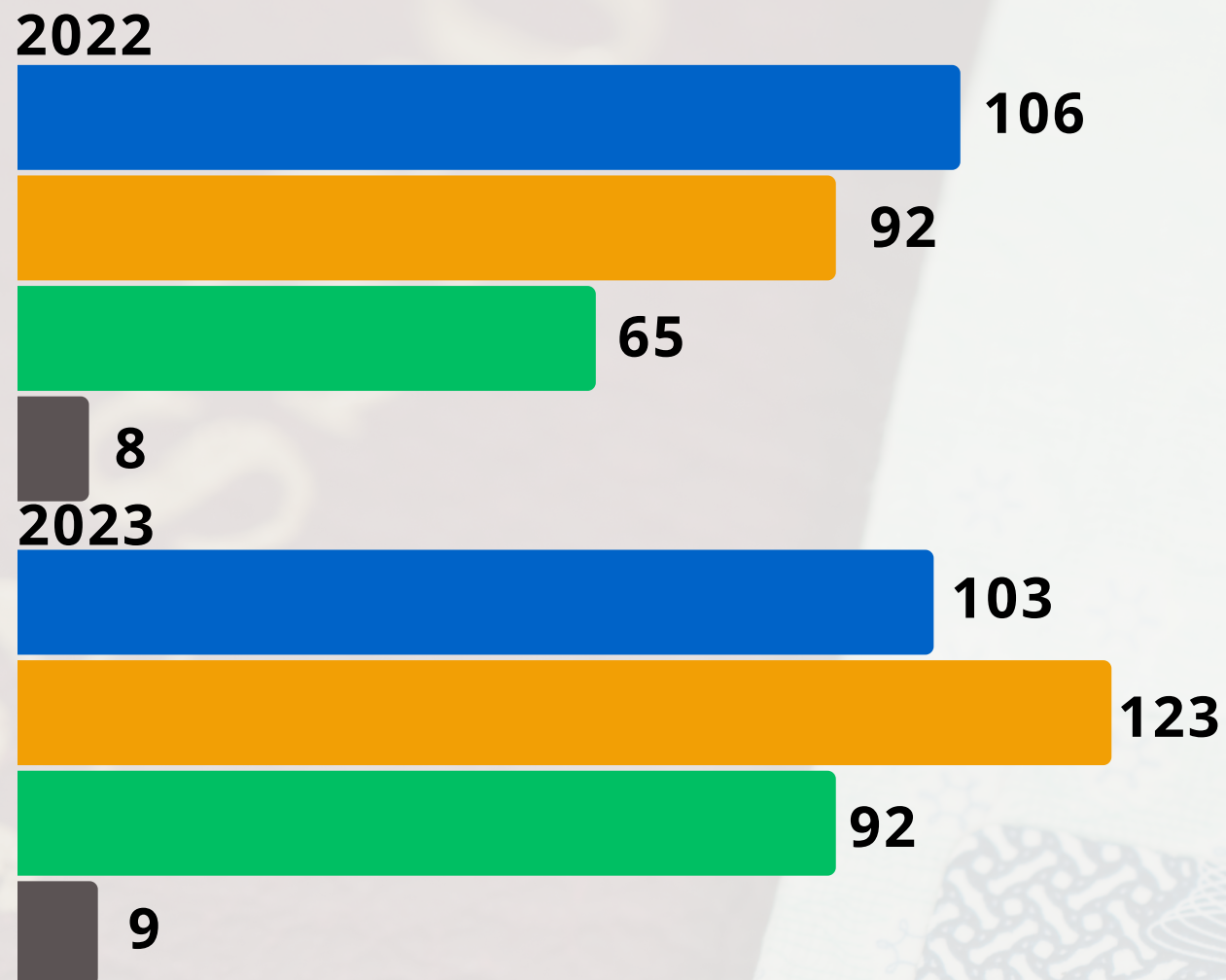


The total number of jobs generated through CEZA by its registered enterprises decreased by 17.33% from the second to the third quarter. This decline can be attributed to the non-renewal of some CEZA-registered enterprises, especially those requiring Filipino or local employees. However, the anticipated contribution of new CEZA-registered enterprises in this quarter is expected to boost employment figures by the fourth quarter of this year or the first quarter of 2024.



As of September 30, 2023

CEZA ISSUANCE OF WORKING VISA

Companies registered with CEZA have the option to employ foreign workers for any job vacancies that no Filipino within the zone is able, competent, and willing to fill at the time of hiring. For this purpose, CEZA can also process and issue CEZA Working Visas (CWVs).

The total number of processed CWVs continued to increase by 27.16%, rising from 81 in the second quarter to 103 in the third quarter of 2023.

Legend:

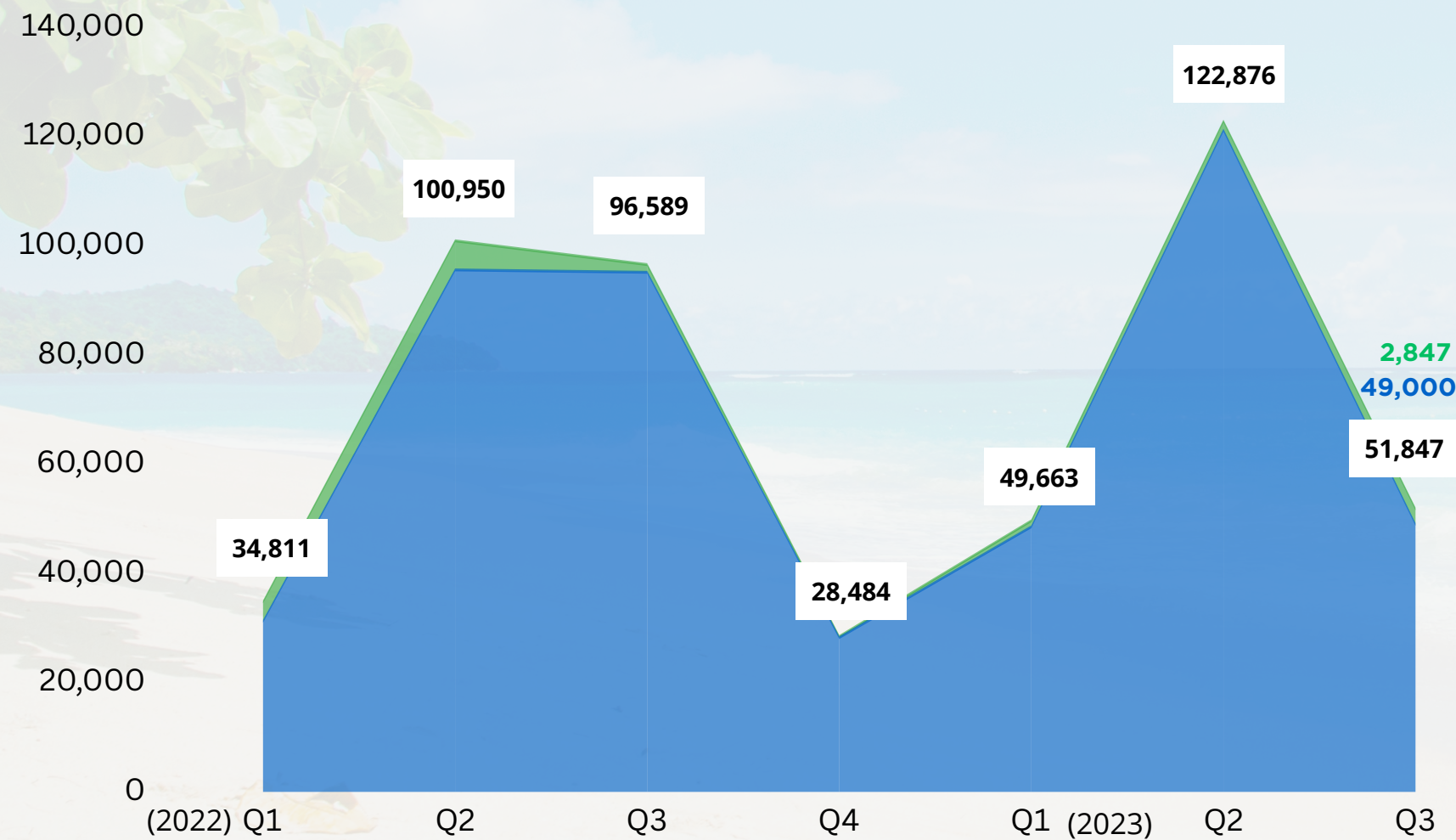
- CWV Issued
- i-Card Certification
- CWVs Cancelled
- Re-Stamped

CEZA FACTS & FIGURES As of September 30, 2023



As of September 30, 2023

CEZA TOURIST ARRIVALS



The total number of tourist arrivals decreased by 57.80% from the second quarter of 2023. This decline can be attributed to the seasonal change in Santa Ana, transitioning from summer to rainy weather, which has impacted the interest of tourists and guests in visiting various tourist spots in the municipality.

Legend:

- Domestic
- Foreign

CEZA FACTS & FIGURES As of September 30, 2023



As of September 30, 2023

CEZA INFRASTRUCTURES



Santa Ana



3 out of 4 projects
are almost
completed

Legend: Level of Completion

- 76-100%
- 51-75%
- 26-50%
- 0-25%

As of September 30, 2023

ACTUAL STATUS OF CEZA INFRASTRUCTURE PROJECTS AS OF JUNE 30, 2023



Out of the four ongoing infrastructure projects of CEZA that are being completed this year, one has already completed.

Legend:



■ Actual Accomplishment

CEZA FACTS & FIGURES As of September 30, 2023




As of September 30, 2023

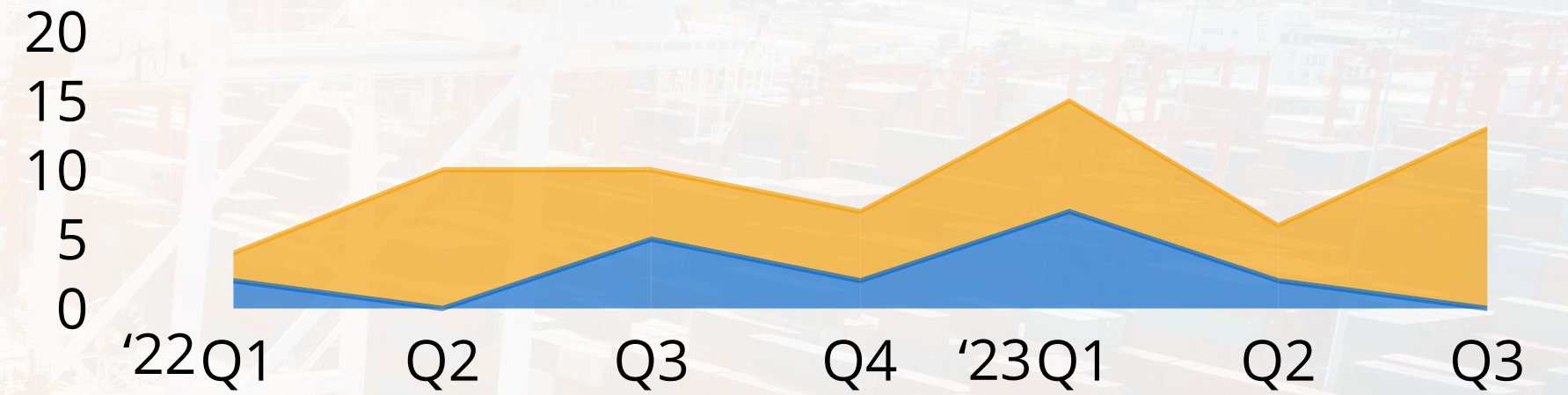
TOTAL NUMBER OF SHIPCALLS



Legend:

 Foreign

 Domestic




The total number of shipcalls in the third quarter has already exceeded the figures from 2022 by 9.67%. With ongoing infrastructure developments in Port Irene, such as retrofitting, rehabilitation, and dredging and reclamation, it is anticipated that there will be further increase in ship calls in the fourth quarter of the year.



As of September 30, 2023

PORT IRENE REVENUE COLLECTION





The total generated revenue from port operations grew by 79.95% in this period, from ₱8,431,350.45 in the second quarter of 2023 to ₱15,174,624.61 in the third quarter of the year, cumulatively. The generated revenue this quarter is 0.13% lower than the collected revenue in the third quarter of 2022.

Legend:
■ 2023
■ 2022



As of September 30, 2023

FLIGHTS ACCOMMODATED



The total number of accommodated flights at Cagayan North International Airport (CNIA) decreased by 26.31% from the second quarter of 2023. The majority or 12 of the total accommodated flights in this quarter were domestic chartered flights, while two each of commercial and foreign flights were also recorded. Meanwhile, the total number of accommodated flights as of this quarter is already 37.5% higher than the figures from the fourth quarter of 2022.

Legend:

- Domestic Chartered
- Foreign Chartered
- Domestic Commercial



As of September 30, 2023

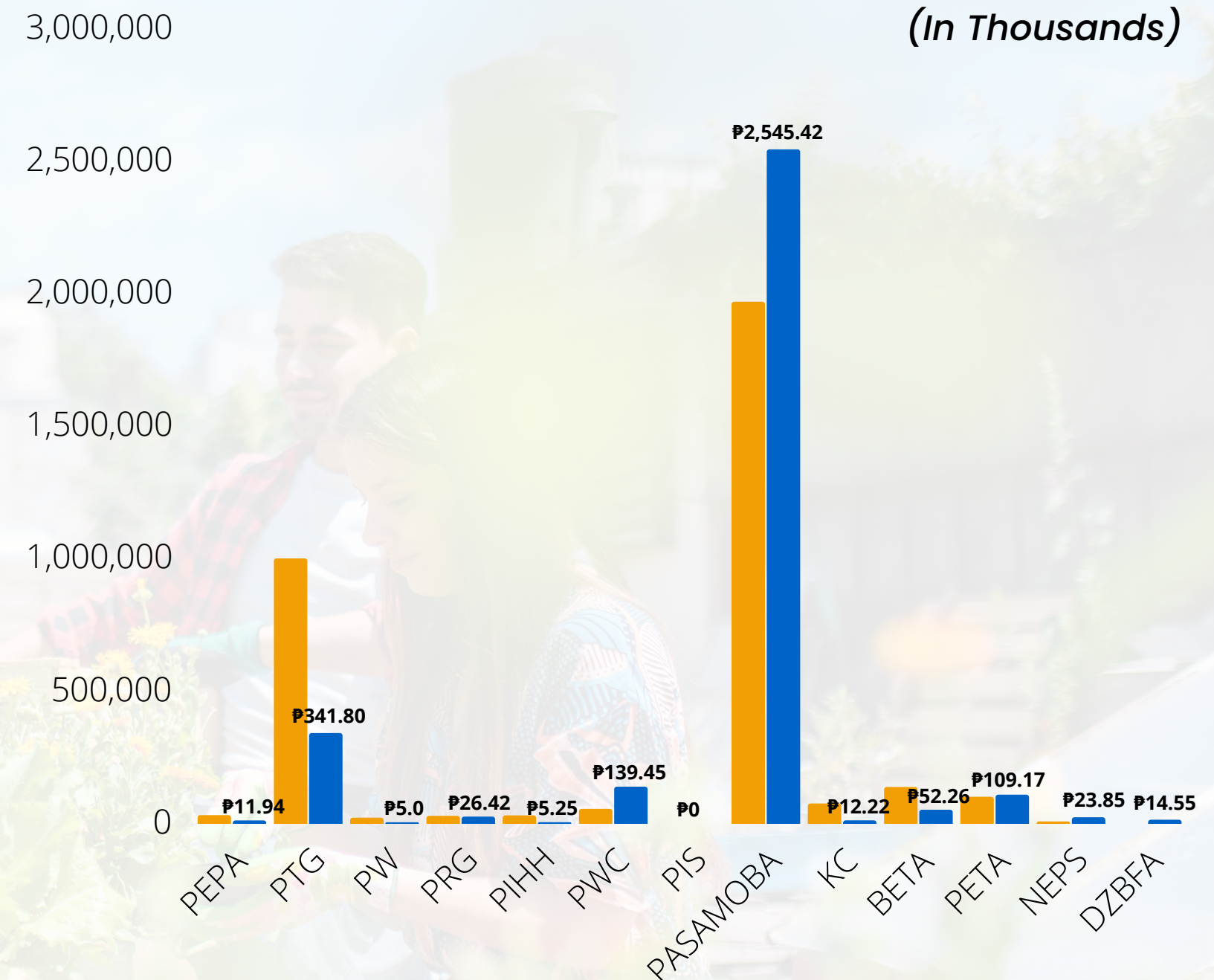
GENERATED INCOME OF ASSISTED ORGANIZATIONS

₱3,272,855.00 Total Generated Income of Assisted Organizations

The total generated income of CEZA-assisted organizations experienced a slowdown of 47.10%, with revenue dropping from ₱1,912,595.00 in the second quarter of 2023 to ₱1,011,650.00 in the third quarter of the year. This decline can be attributed to the transition from the sunny to the rainy season, which adversely affected the performance of tourist arrivals—upon which many CEZA-assisted organizations rely. Meanwhile, among these organizations, the Palaui San Vicente Motor Banca Association (PASAMOBA) earned the highest share, accounting for 77.78% of the total revenue, followed by the Palaui Tour Guide (PTG) at 10.42% and Palaui Women’s Catering at 4.24%.


Legend:

2022 2023



As of September 30, 2023

GENERATED INCOME OF ASSISTED ORGANIZATIONS



₱2,261,205.00 Total Generated Income of Assisted Organizations

- PEPA**- Palaui Environmental Protectors Association
- PTG**-Palaui Tour Guide
- PW**-Palaui Weavers
- PRG**-Palaui Reef Guides
- PIHH**-Palaui Island Honey Hunters
- PWC**- Palaui Women's Catering
- PIS**- Palaui Island Spa
- PASAMOBA**- Palaui San Vicente Motor Banca Association
- KC**- Kulinarya de Casagan
- BETA**- Buwacag Eco-Tourism Association
- PETA**- Pananacpan Eco-Tourism Association
- NEPS**- North East Pacific Star Cooperative

