



CAGAYAN
ECONOMIC ZONE
AUTHORITY


CEZA FACTS AND FIGURES

As of June 30, 2023



As of June 30, 2023

CAPITAL INVESTMENTS



CEZA has been experiencing a steady growth in capital investments, raising the figures from ₱16,958,362,994.00 in the fourth quarter of 2022 to ₱18,653,976,554.00 in the second quarter of 2023. This connotes an increase of ₱1,695,613,560.00 or 9.99%.



As of June 30, 2023

TYPE OF CEZA REGISTERED ENTERPRISES



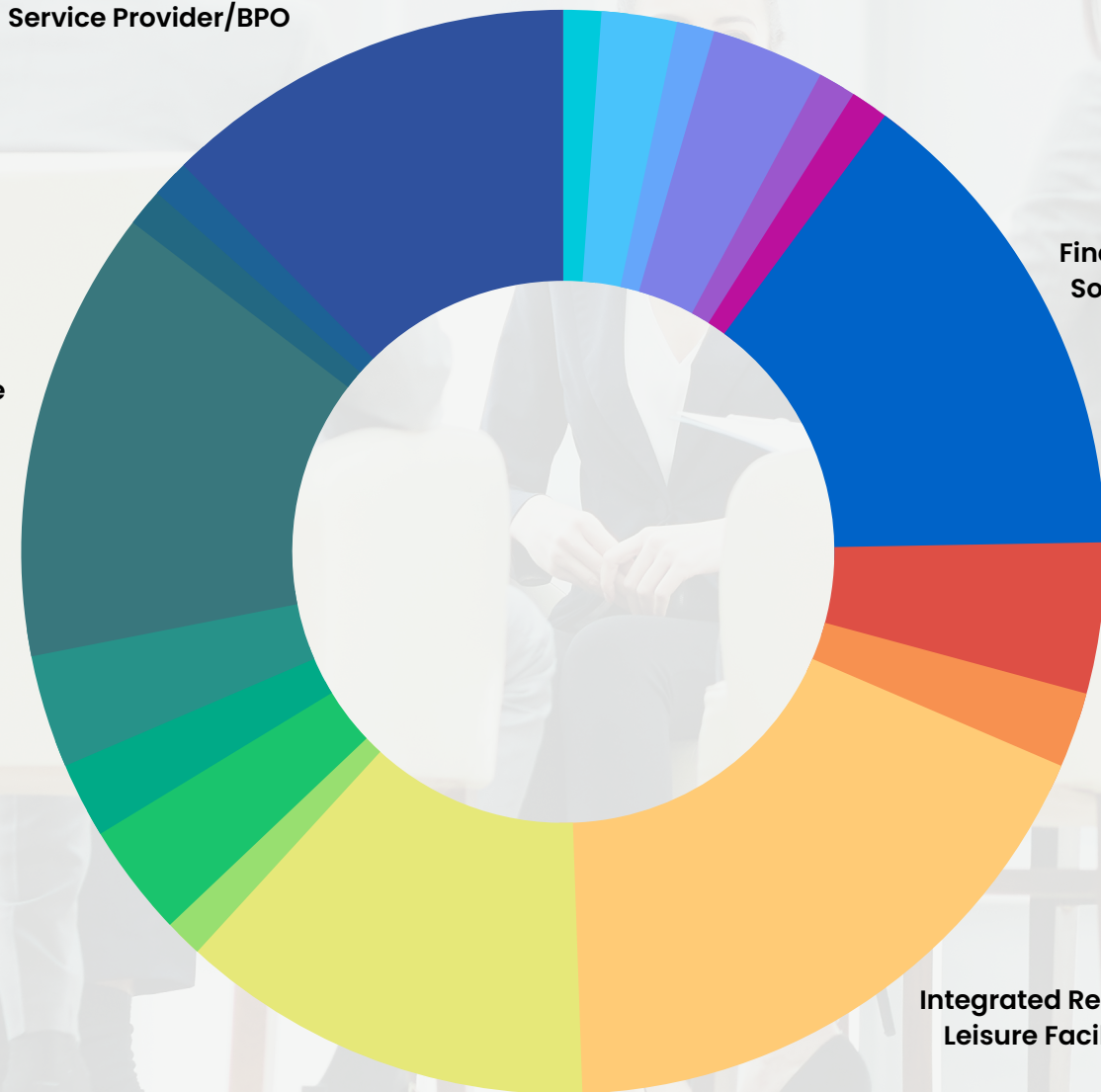
Interactive Gaming Support
Service Provider/BPO

Real Estate

Financial Technology
Solutions and OVCE

Integrated Resort Operations/
Leisure Facilities Operation

Trading and Services



Top CEZA Registered Enterprises



Integrated Resort Operations/
Leisure Facilities Operation



Financial Technology Solutions and OVCE



Real Estate



Interactive Gaming Support
Service Provider/BPO



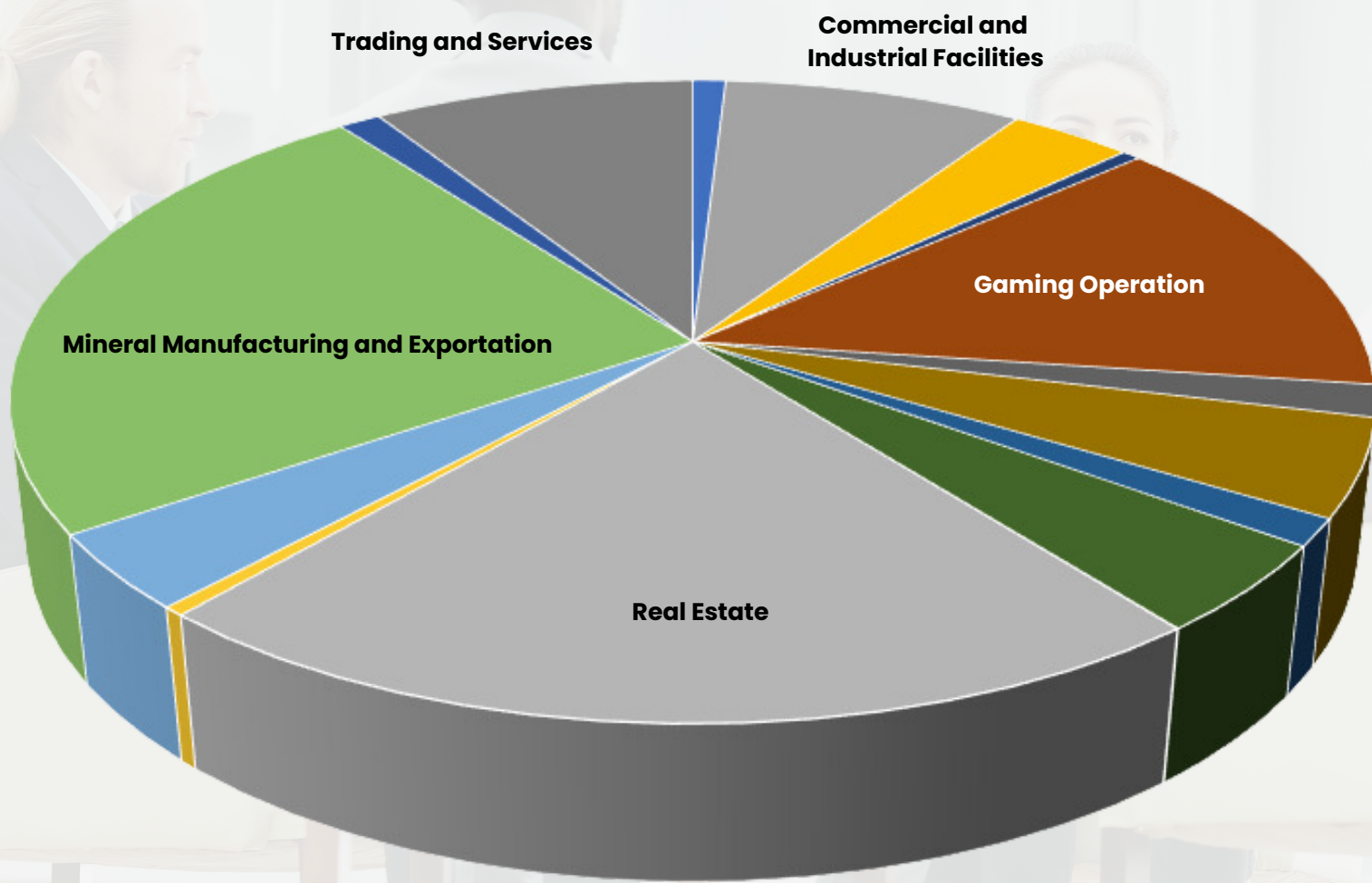
Trading and Services

CEZA FACTS & FIGURES As of June 30, 2023



As of June 30, 2023

CEZA ENTERPRISES ACTUAL INVESTMENTS



Top Capital Investments of CEZA Registered Enterprises

(In Billions)



As of June 30, 2023

ACTUAL NUMBER OF LOCATORS



133

2022

91

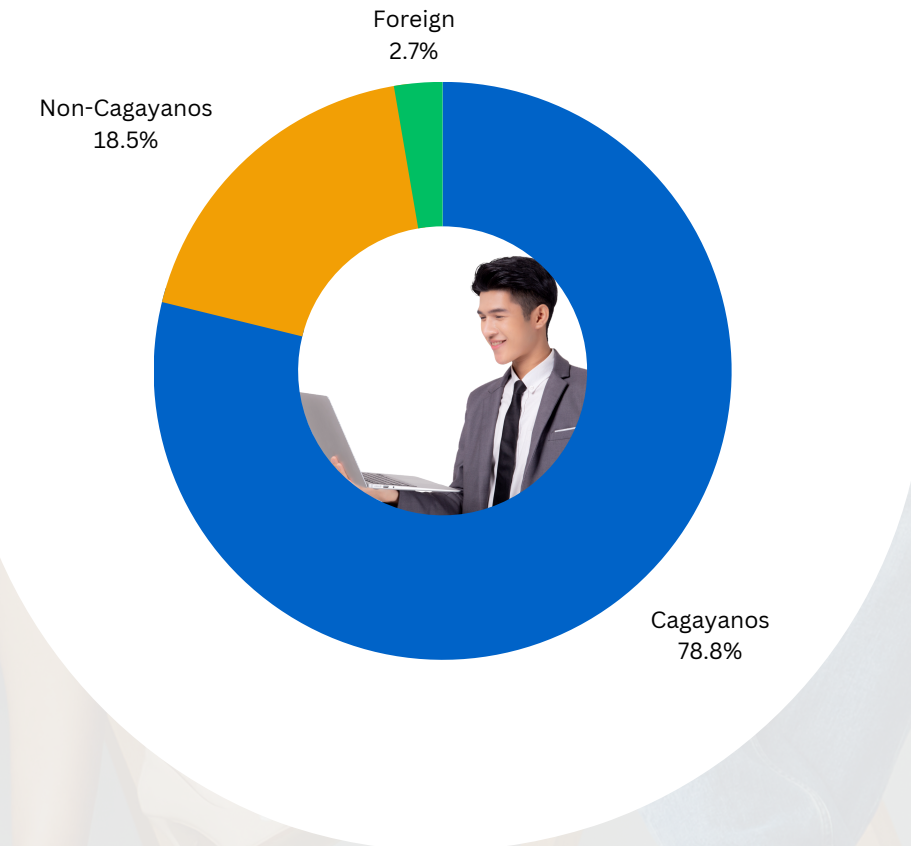
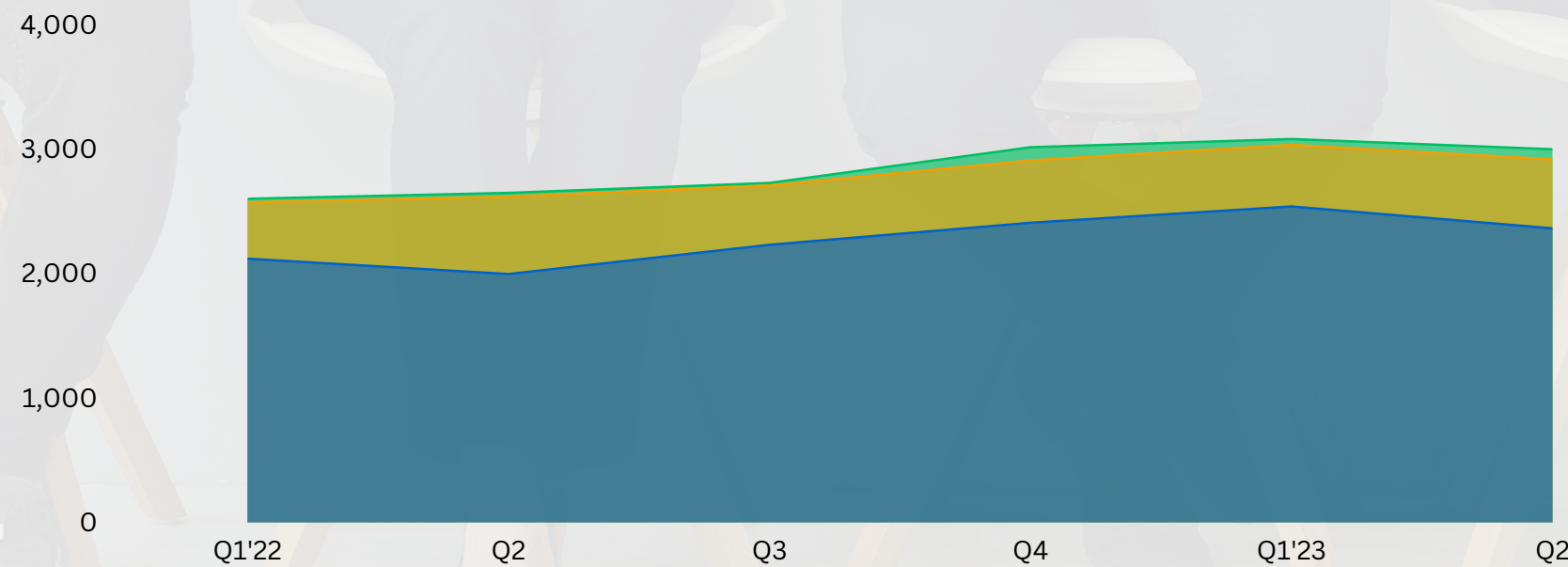
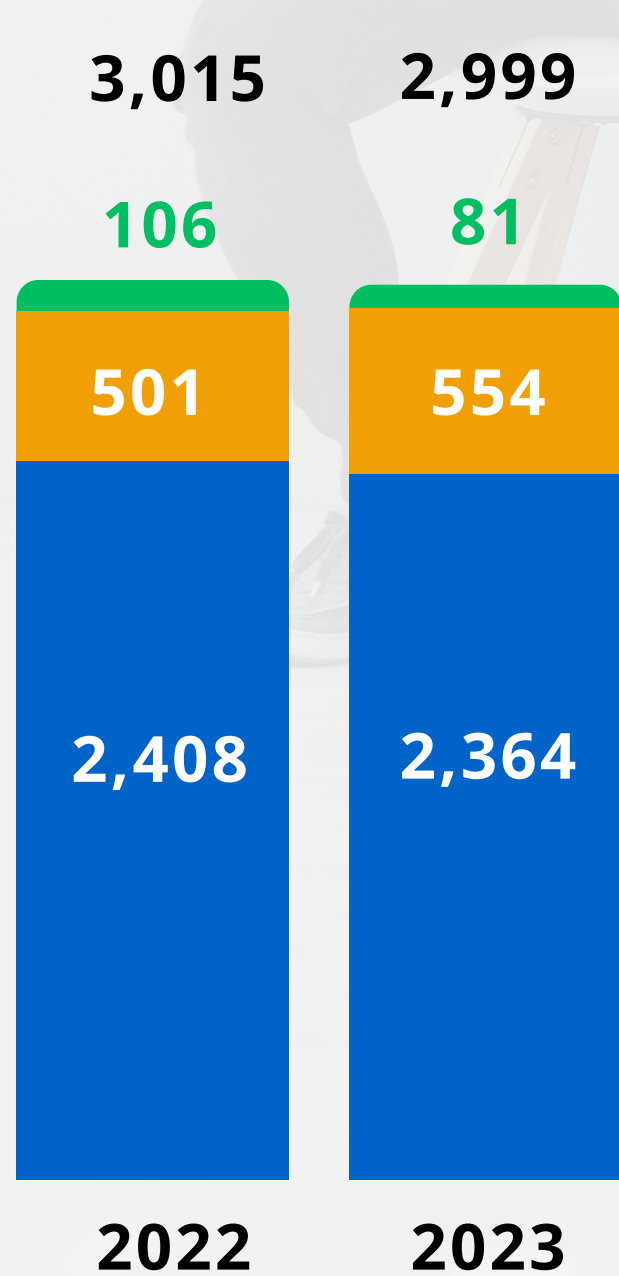
2023

From 135 in the first quarter, the total number of CEZA-registered enterprises nose-dived by 31.57% or 91 in the second quarter. A significant number of this decrease was brought by the non-renewal of registration of registered enterprises under the financial technology solutions and offshore virtual currency exchange (FTSOVCE), from 45 licensees in the first quarter to only 13 in the second quarter. The drop in the non-renewal of their registration was also recorded in trading services operations that decreased from 16 to 11, interactive gaming operations that decreased from 14 to 11, integrated resorts operations that decreased from 17 to 16, mineral processing operations that decreased from 4 to 3, and construction operations that decreased from 4 to 3.



As of June 30, 2023

CEZA GENERATED EMPLOYMENT



The total number of employment generated through CEZA by its registered enterprises partially increased by 1.14% from the first to the second quarter. This holds true amid the significant fall of registered enterprises in the second quarter. This figure still falls short by 0.53% from the total employment generation in 2022. With its continued efforts, CEZA is confident that the third quarter will bring in more locators and employment.

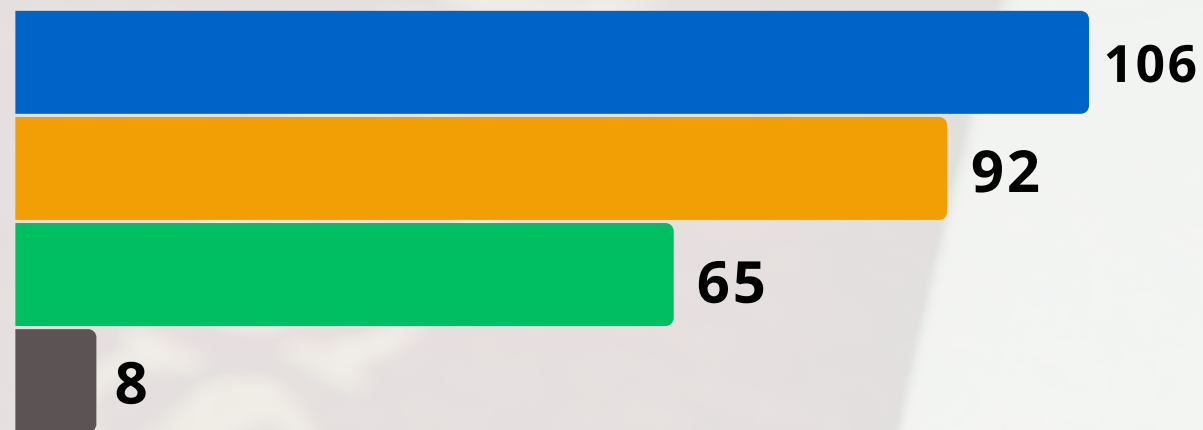


As of June 30, 2023

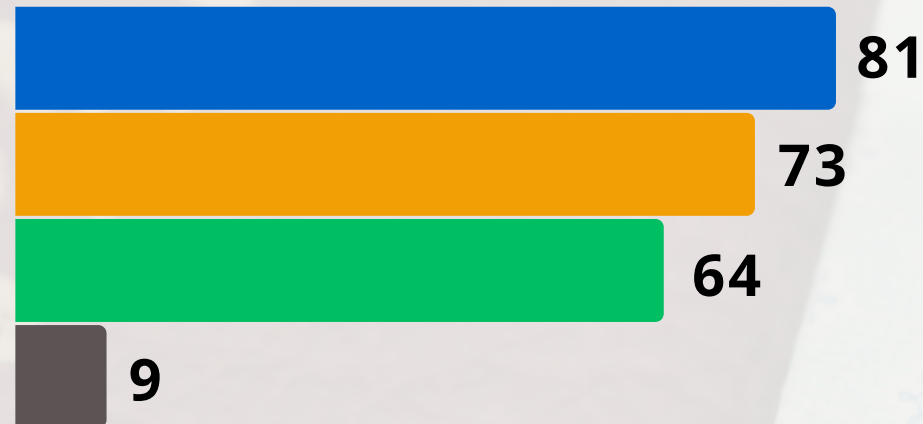
CEZA ISSUANCE OF WORKING VISA



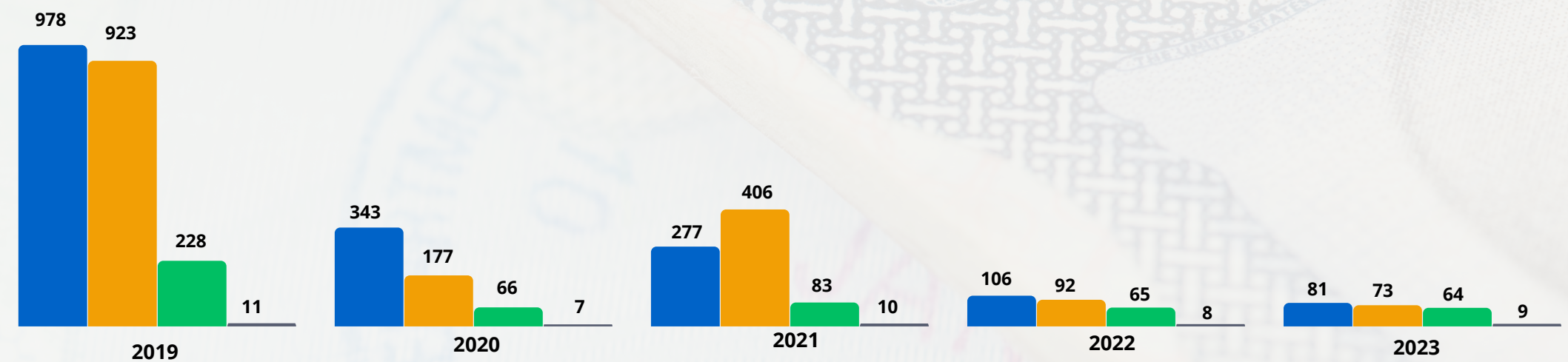
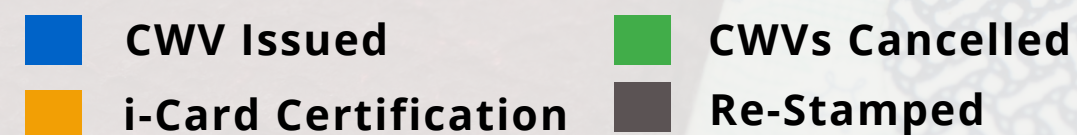
2022



2023



Legend:



Companies registered with CEZA can opt to hire foreign workers for any job vacancies that no Filipino is able, competent, and willing to do at the time of hiring. For this purpose, CEZA can also process and issue CEZA Working Visas (CWVs).

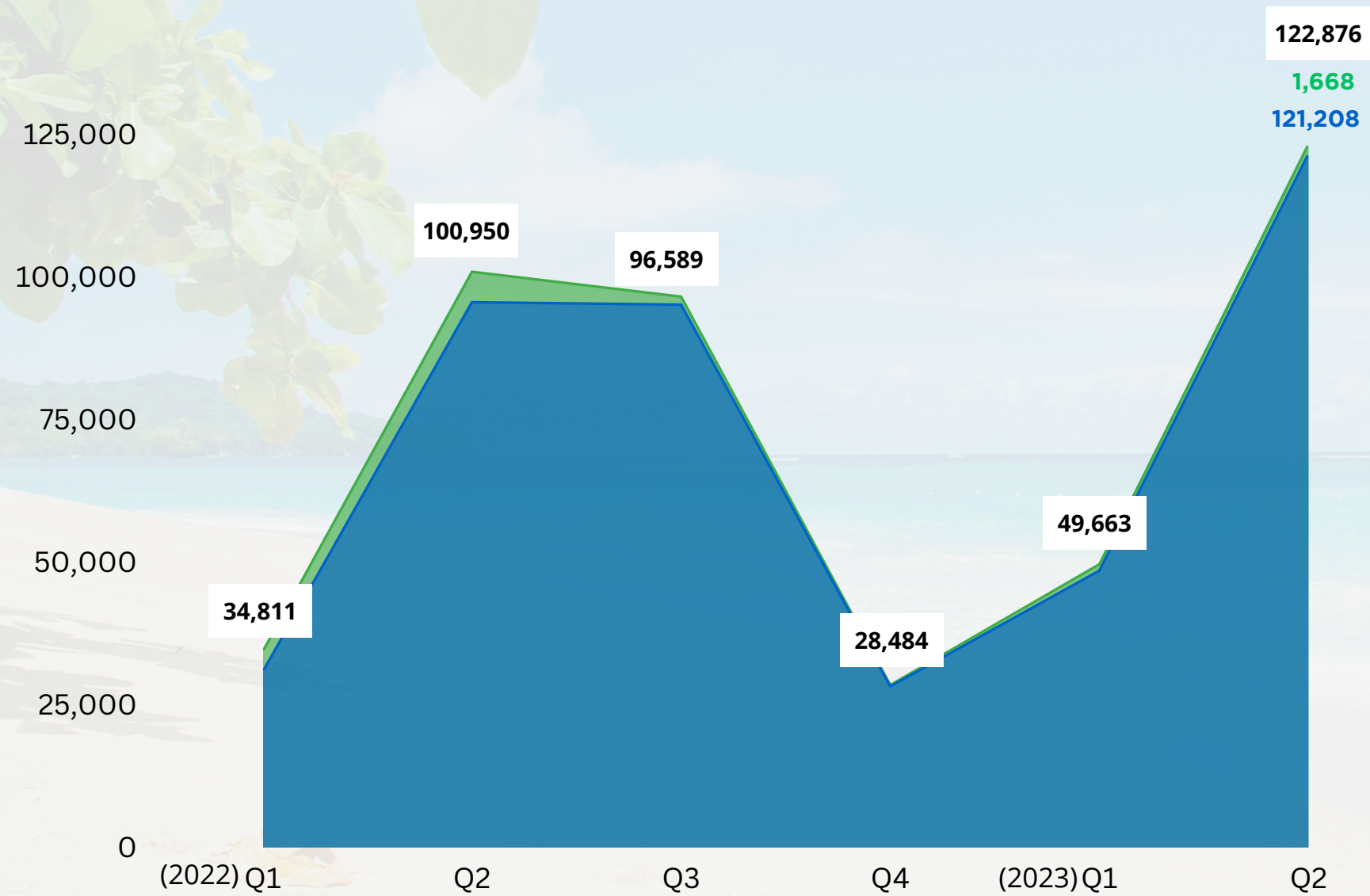
The total number of CWVs processed increased by 72.34%, from 47 in the first quarter to 81 in the second quarter of 2023 . Notably, employment generation has increased with more locals hired.

CEZA FACTS & FIGURES As of June 30, 2023



As of June 30, 2023

CEZA TOURIST ARRIVALS



Legend:

Domestic Foreign

A 147.41% increase in the tourist arrivals can be observed from the first quarter of 2023. This can be attributed to the summer season, when tourist arrivals in the CSEZFP is on its peak. There was also a 21.71% increase from the tourist arrivals in the second quarter of 2022 to the second quarter of 2023. The increase can be attributed to the gradual opening of the economy and the continuous efforts of CEZA and other tourism partners to revive the local tourism industry.



As of June 30, 2023

CEZA INFRASTRUCTURES



Santa Ana



2 out of 4 projects
are almost
completed

Legend: Level of Completion

- 76-100%
- 51-75%
- 26-50%
- 0-25%

As of June 30, 2023

ACTUAL STATUS OF CEZA INFRASTRUCTURE PROJECTS AS OF JUNE 30, 2023



Three Hole Golf Course and Driving Range

97.88%

Retrofitting and Rehabilitation Works of Port Irene

98.91%

Dredging and Reclamation Project of Port Irene Phase 1

85.38%

Construction of 7.2 km Distribution Lines and Installation of 56 Street Lights

70.17%

Out of the four ongoing infrastructure projects of CEZA, two are coming into completion and the other two are over fifty percent completed.


Legend:

 Actual Accomplishment



As of June 30, 2023

PORT IRENE REVENUE COLLECTION




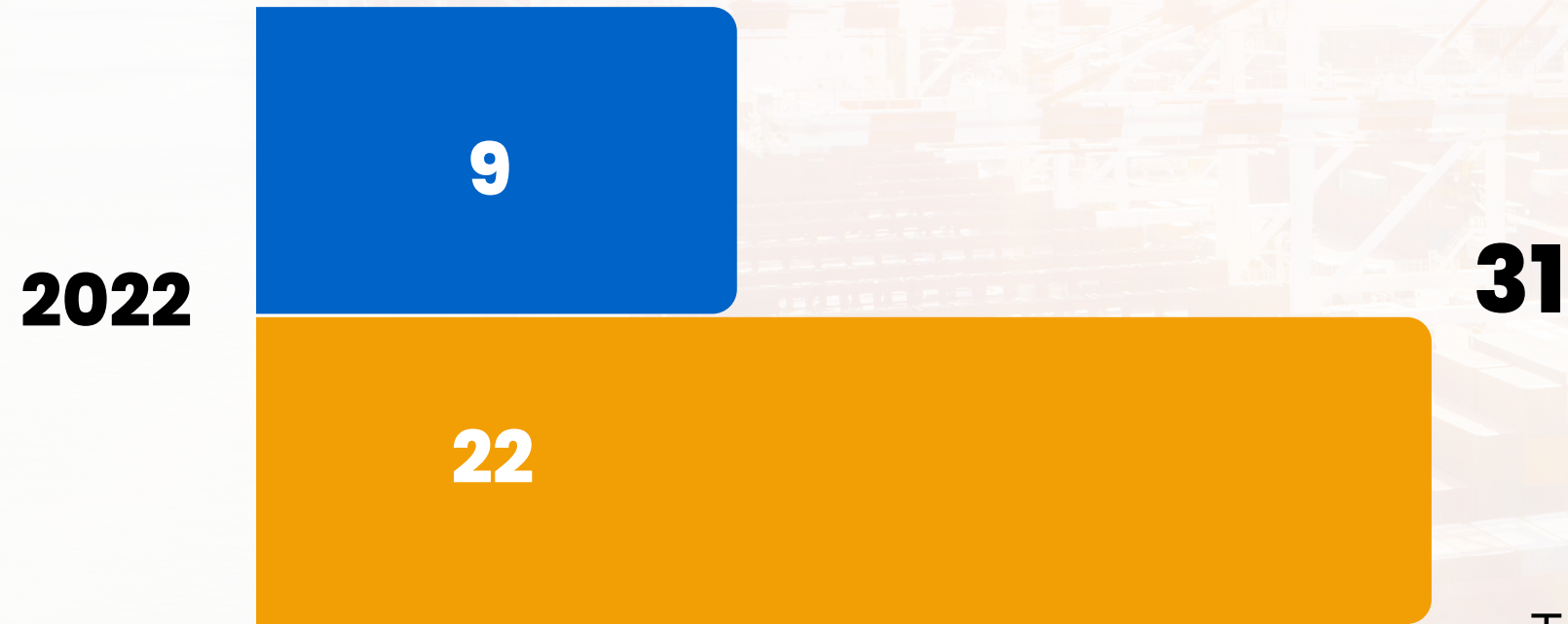
The total generated revenue from port operations grew by 30.97% in this period, from ₱6,437,951.62 in the first quarter of 2023 to ₱8,431,350.45 in the second quarter of the year, cumulatively. The generated revenue this quarter is 12.00% lower than the collected revenue in the second quarter of 2022.

Legend:
■ 2023
■ 2022



As of June 30, 2023

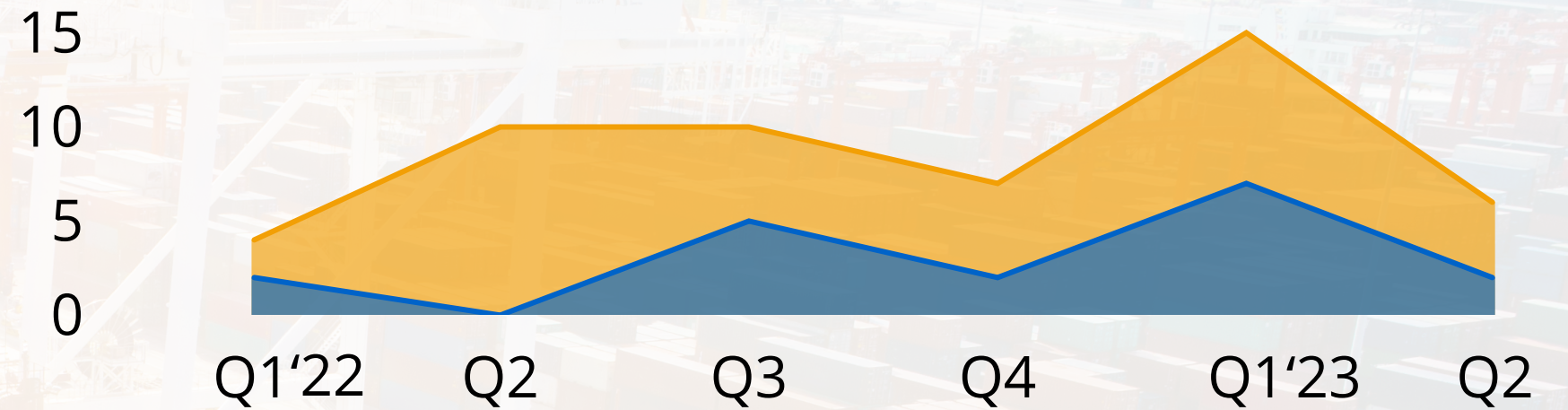
TOTAL NUMBER OF SHIPCALLS



Legend:

Foreign

Domestic





The total number of shipcalls increased by 40% from 15 in the first quarter of 2023 to 21 in the second quarter of the year, cumulatively. The total number of shipcalls in the second quarter of 2023 is already 67.74% of the total number of shipcalls in 2022. With the presence of infrastructure development in Port Irene, including its retrofitting and rehabilitation, four-unit warehouse and warehouse offices, two-four-unit warehouse, and dredging and reclamation, more shipcalls will be accounted in the third quarter of the year.



As of June 30, 2023

FLIGHTS ACCOMMODATED



The Cagayan North International Airport (CNIA) was able to bring back its international flights in the second quarter of 2023, with a total number of three accommodated foreign chartered flights. On the other hand, it was also able to accommodate 13 domestic chartered flights and three domestic commercial flights in this quarter. Moreover, total accommodated flights in second quarter of 2023 is already 8.33% higher than the total number of accommodated flights in 2022.

Legend:

- Domestic Chartered
- Domestic Commercial
- Foreign Chartered



As of June 30, 2023

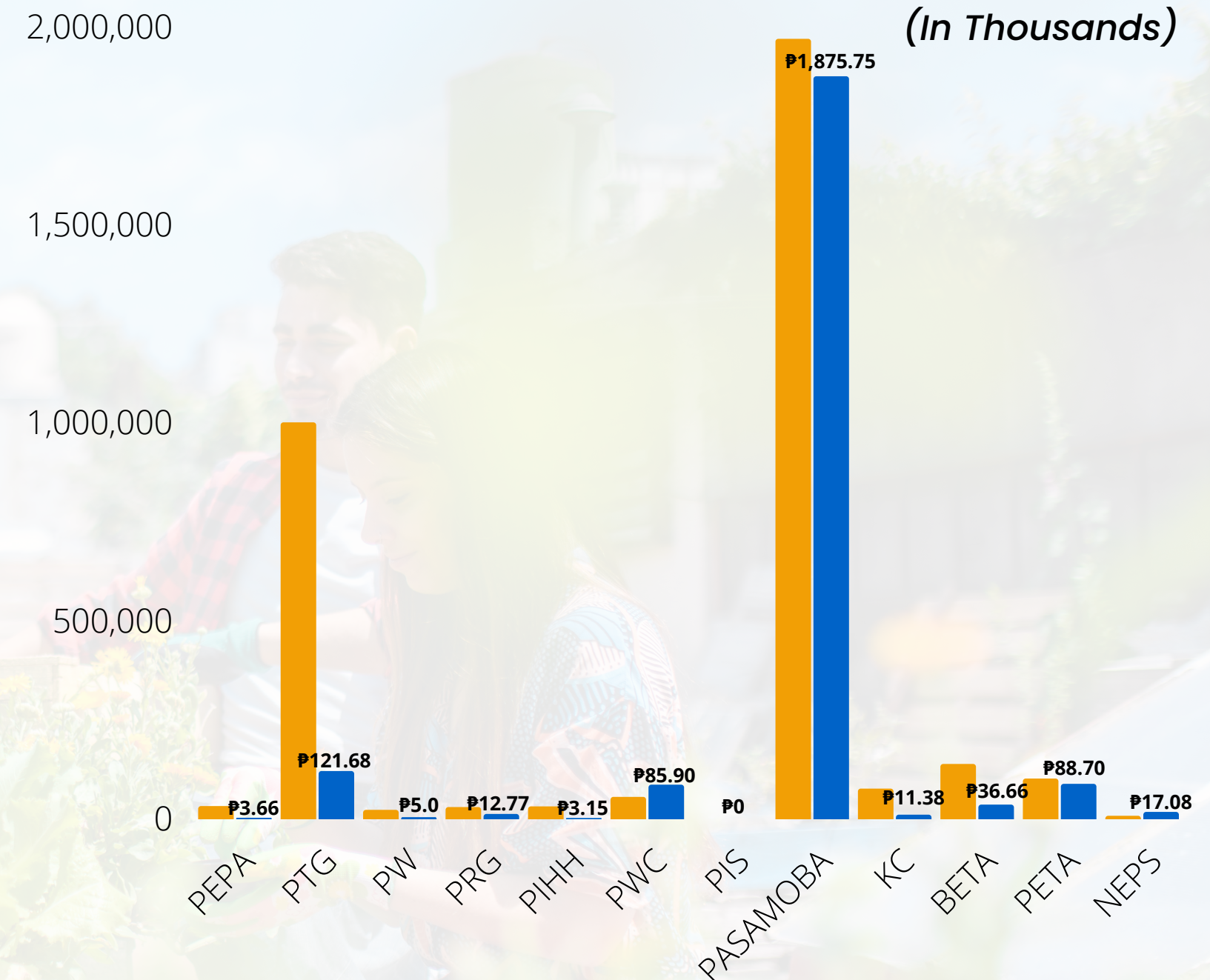
GENERATED INCOME OF ASSISTED ORGANIZATIONS

₱2,261,205.00 Total Generated Income of Assisted Organizations

The total generated income of CEZA-assisted organizations grew by 548,534.57%, having a revenue of ₱348,610.00 in the first quarter of 2023 and ₱1,912,595.00 in this quarter. This can be attributed to the rise of tourism arrivals in the second quarter of the year. Majority or 83% of the total generated income of CEZA-assisted organizations was earned by the Palaui San Vicente Motor Banca Association (PASAMOBA), followed by the Palaui Tour Guide (PTG) at 5.4%, and Pananacpan Eco-Tourism Association (PEPA) at 3.9%.

Legend:

2022 2023




CEZA FACTS & FIGURES As of June 30, 2023

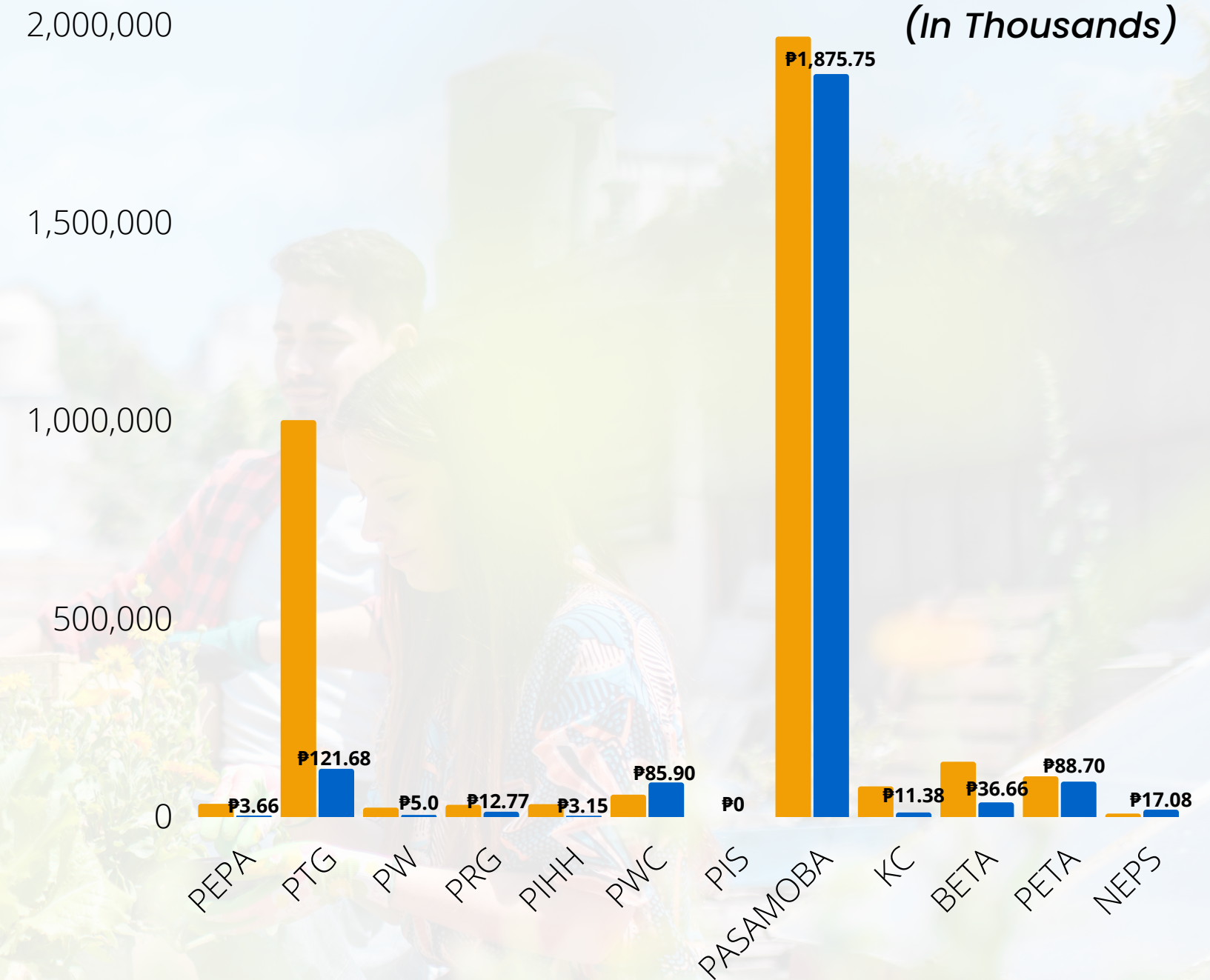


As of June 30, 2023

GENERATED INCOME OF ASSISTED ORGANIZATIONS



₱2,261,205.00 Total Generated Income of Assisted Organizations



- PEPA**- Palaui Environmental Protectors Association
- PTG**-Palaui Tour Guide
- PW**-Palaui Weavers
- PRG**-Palaui Reef Guides
- PIHH**-Palaui Island Honey Hunters
- PWC**- Palaui Women's Catering
- PIS**- Palaui Island Spa
- PASAMOBABA**- Palaui San Vicente Motor Banca Association
- KC**- Kulinarya de Casagan
- BETA**- Buwacag Eco-Tourism Association
- PETA**- Pananacpan Eco-Tourism Association
- NEPS**- North East Pacific Star Cooperative

