



CAGAYAN  
ECONOMIC ZONE  
AUTHORITY

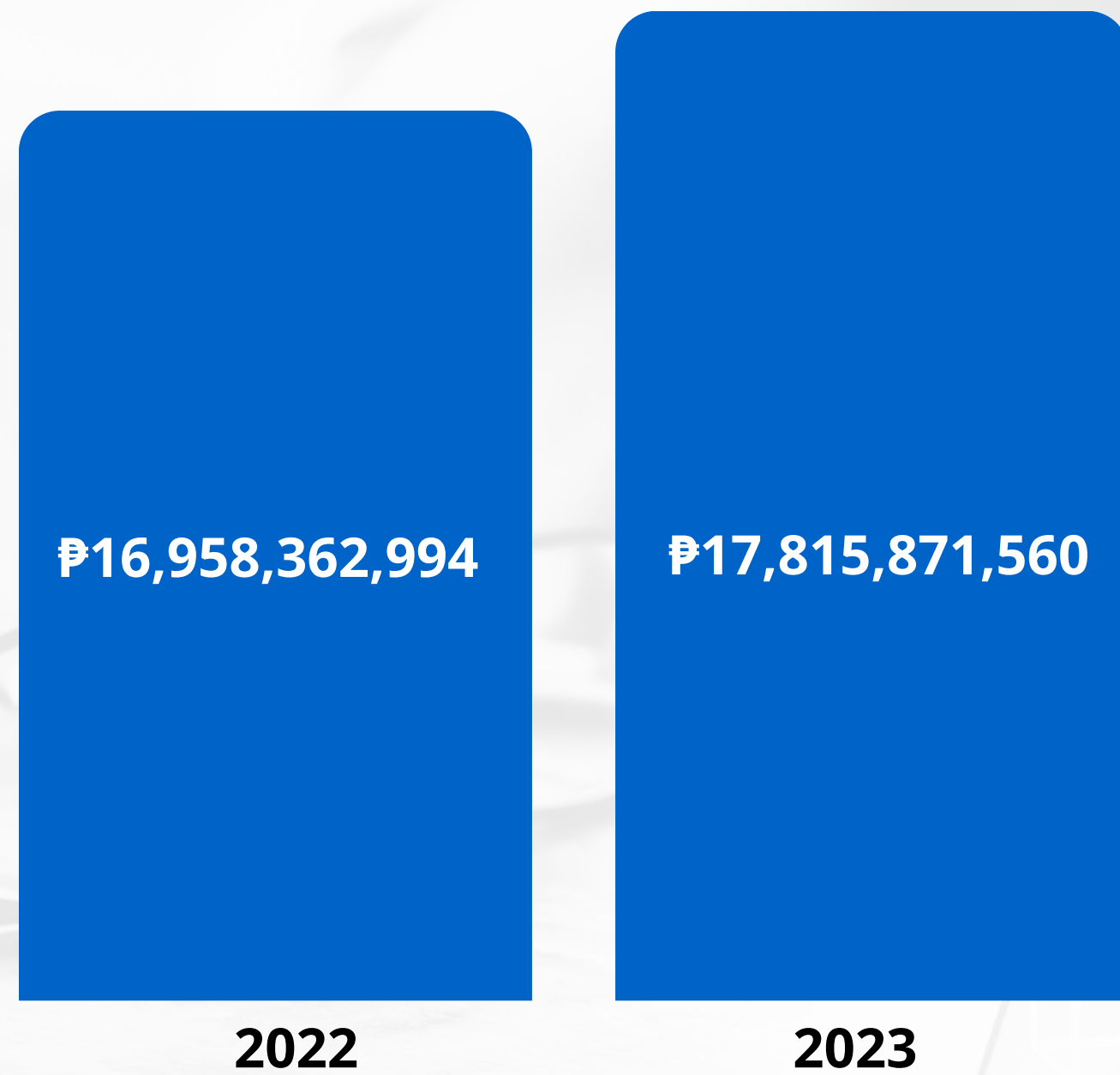
# CEZA FACTS AND FIGURES

As of March 31, 2023



As of March 31, 2023

# CAPITAL INVESTMENTS



CEZA obtained a 5.05% increase in capital investments, raising the figures from ₱16,958,362,994 in the fourth quarter of 2022 to ₱17,815,871,560 in the first quarter of 2023.



As of March 31, 2023

# TYPE OF CEZA REGISTERED ENTERPRISES



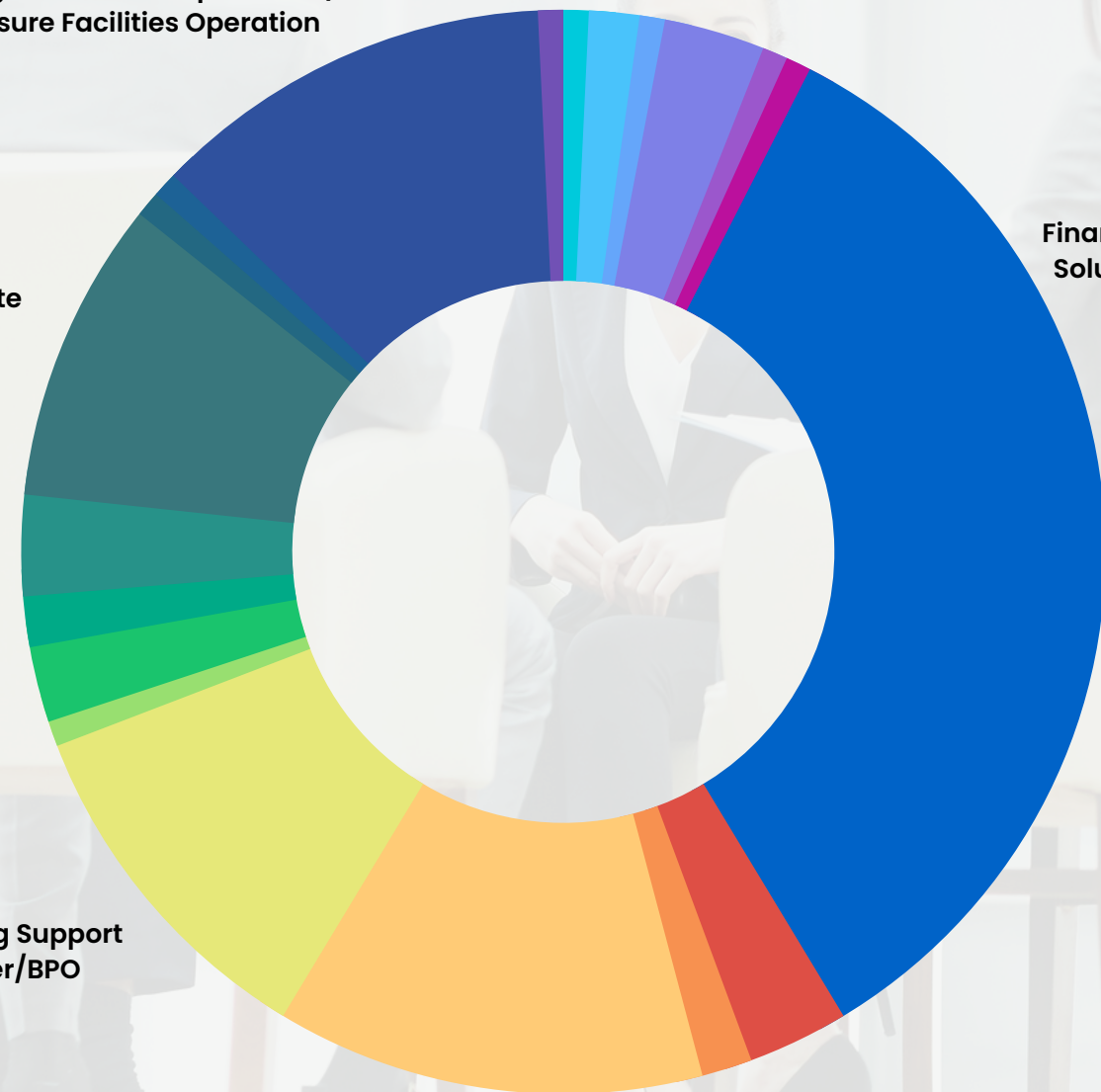
Integrated Resort Operations/  
Leisure Facilities Operation

Real Estate

Interactive Gaming Support  
Service Provider/BPO

Trading and Services

Financial Technology  
Solutions and OVCE



## Top CEZA Registered Enterprises



Financial Technology Solutions and OVCE



Integrated Resort Operations/  
Leisure Facilities Operation



Trading and Services



Interactive Gaming Support  
Service Provider/BPO



Real Estate

**CEZA FACTS & FIGURES** As of March 31, 2023



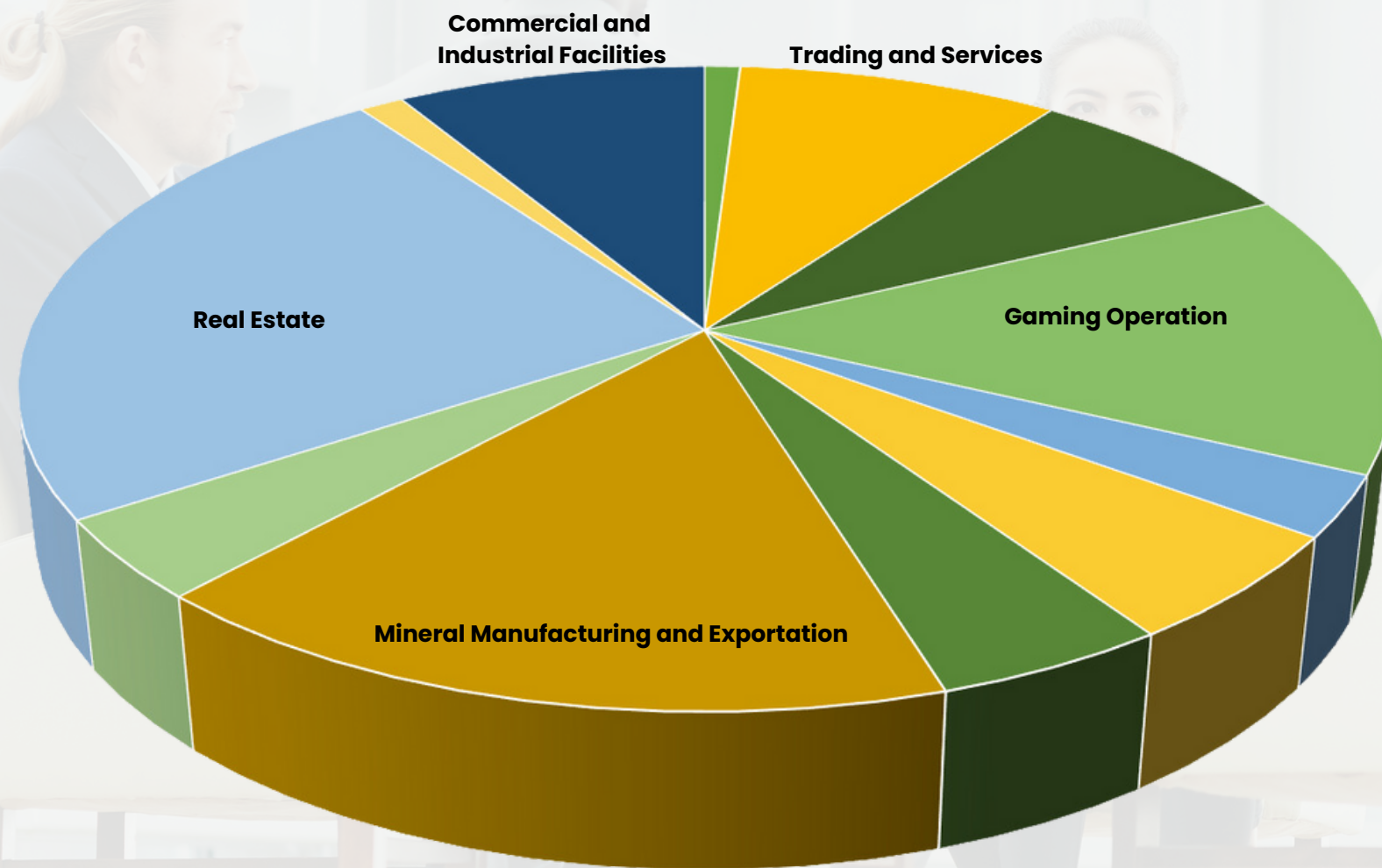
As of March 31, 2023

# CEZA ENTERPRISES ACTUAL INVESTMENTS




## Top Capital Investments of CEZA Registered Enterprises

(In Billions)



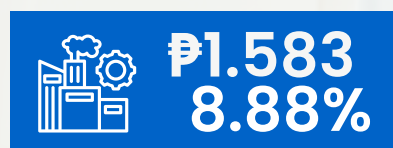
Real Estate



Mineral Processing and Exportation



Gaming Operation



Commercial and Industrial Facilities



Trading and Services

**CEZA FACTS & FIGURES** As of March 31, 2023



As of March 31, 2023

# ACTUAL NUMBER OF LOCATORS



133

2022

135

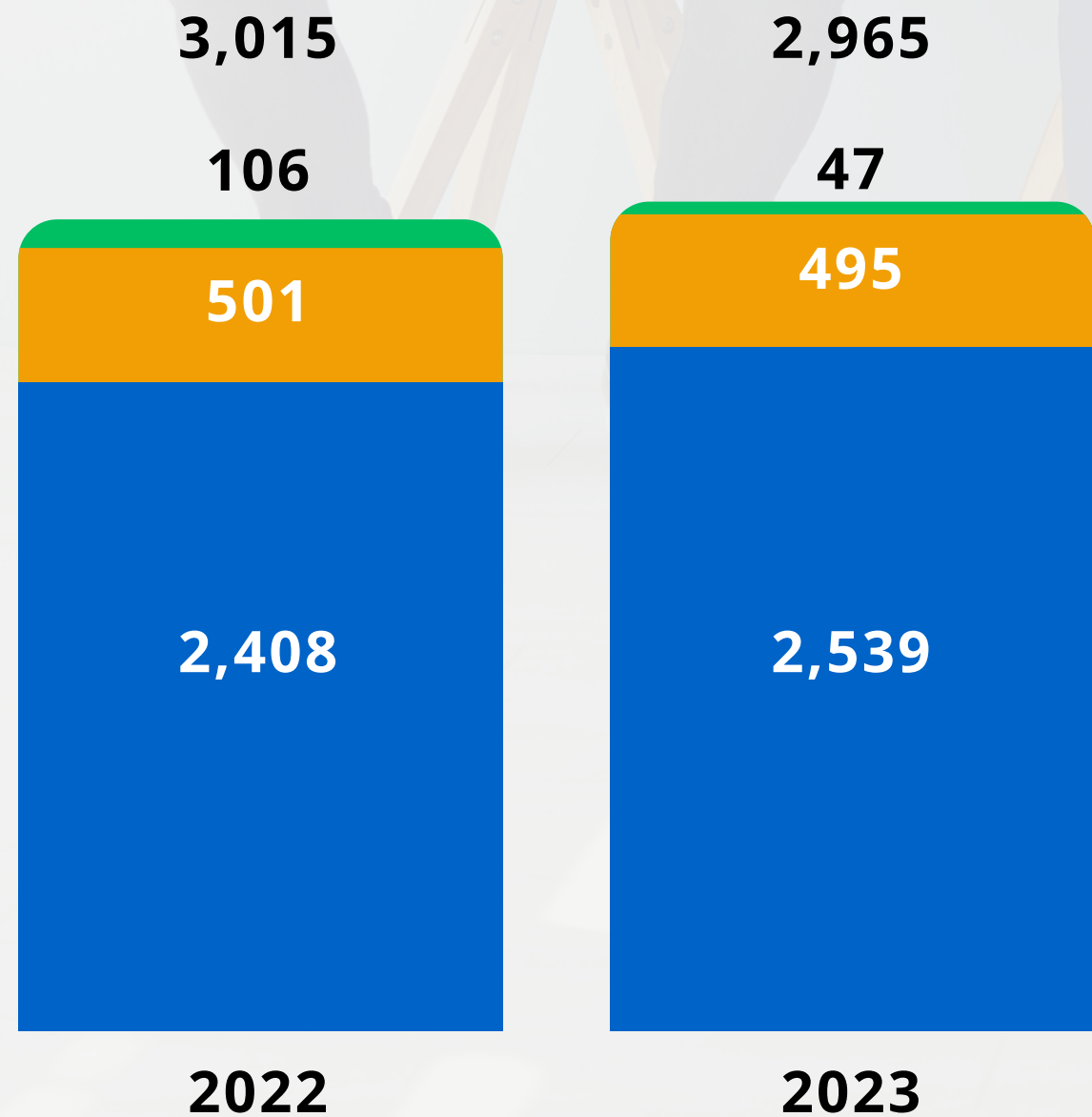

2023

CEZA was also able to gain a 1.50% increase in its total number of locators from 133 in the end of 2022 to 135 in the first quarter of 2023. Specifically, the additional enterprises were under the sectors of Business Management and Consultancy and Trading and Services. Meanwhile, 41 are only operating while the rest are yet to run.

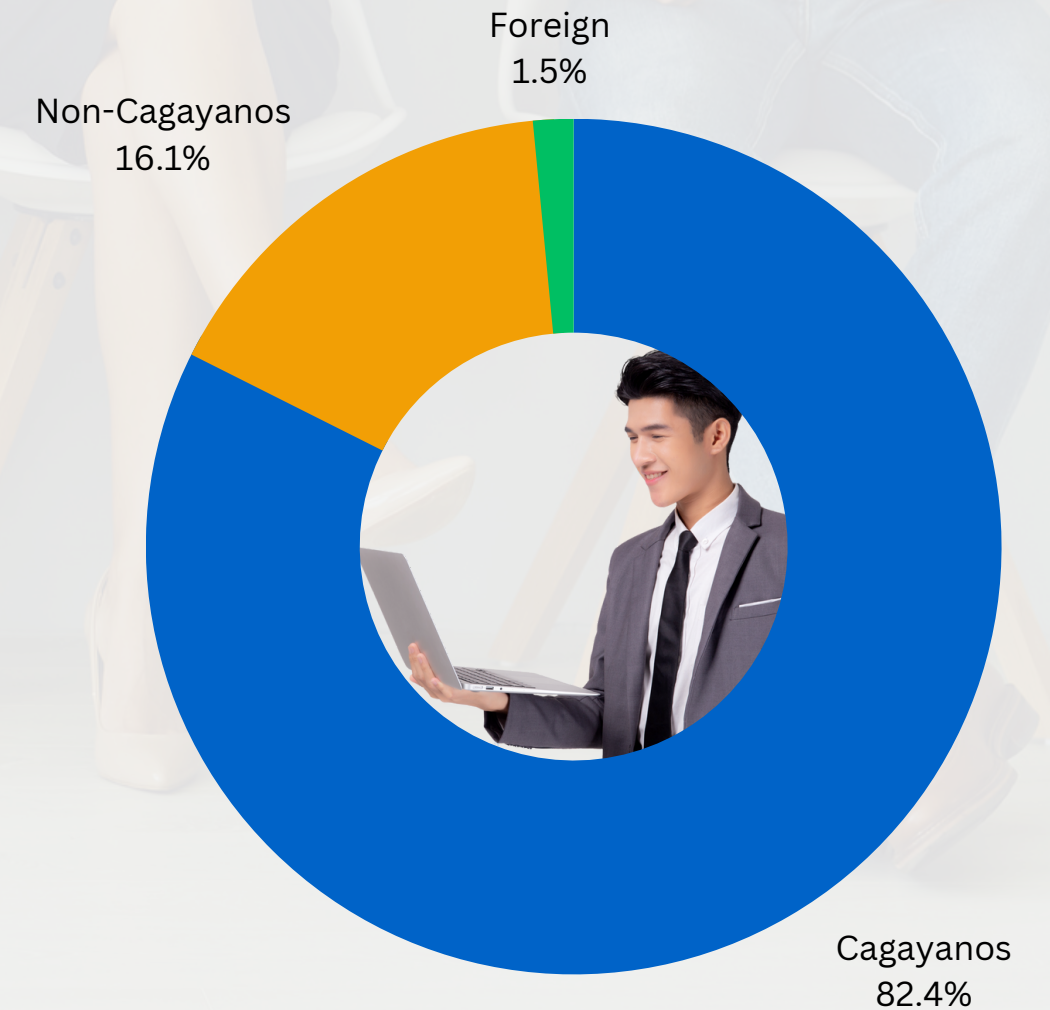


As of March 31, 2023

# CEZA GENERATED EMPLOYMENT

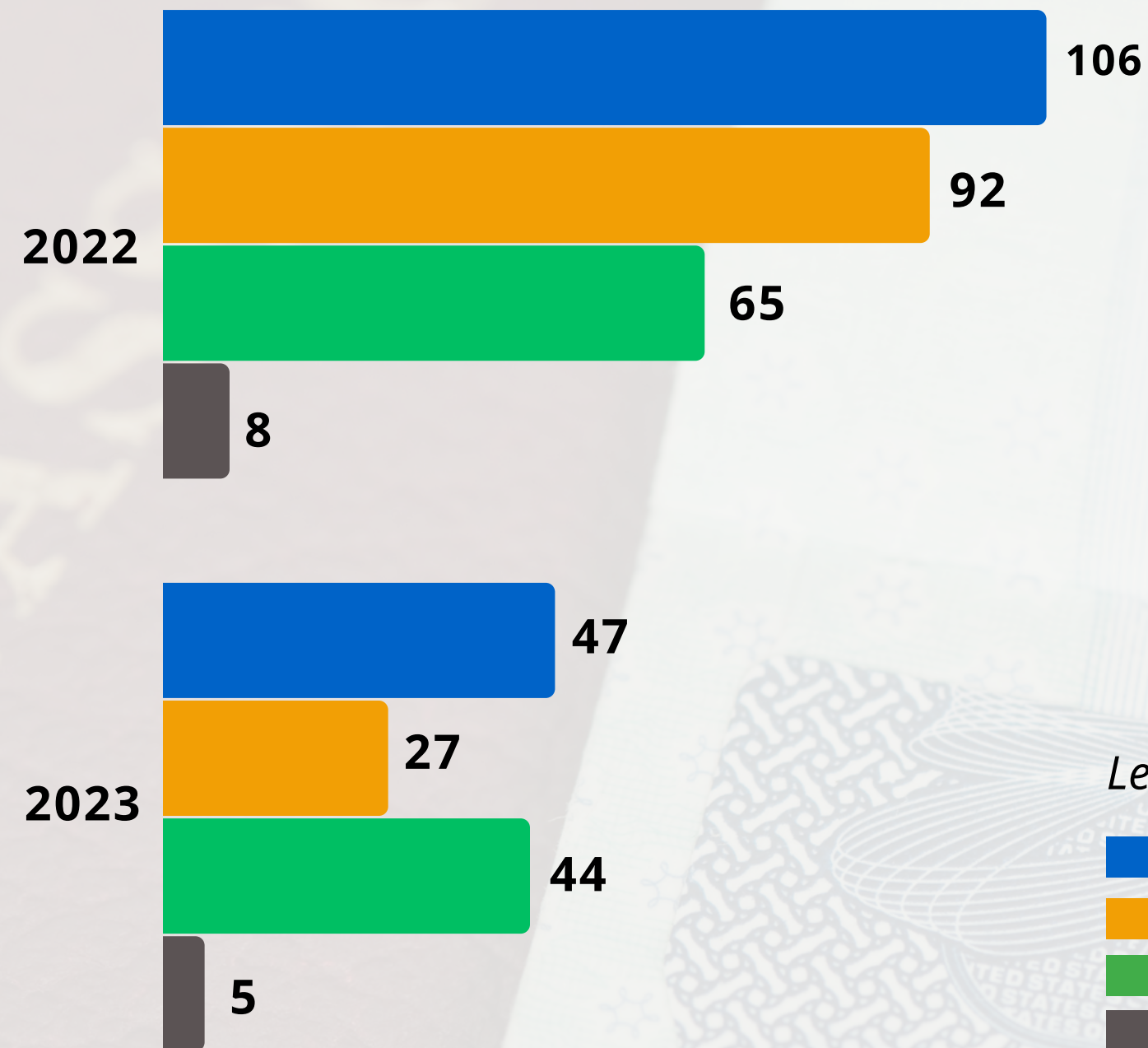


The total number of CEZA-generated employment slightly decreased by 1.65% in this quarter. The decline was primarily due to a 55% decrease in foreign-generated employment compared to the 2022 data. This decline in foreign employment can be attributed to the non-renewal of CEZA registrations, mostly operated by non-Filipinos, during this period in review. On the other hand, employment generated for Cagayanos has consistently increased every quarter.



As of March 31, 2023

# CEZA ISSUANCE OF WORKING VISA



The total number of CEZA-working visas processed decreased by 55%, from 106 in the fourth quarter of 2022 to 47 in the first quarter of 2023. The decline was brought by the non-renewal of CEZA registered enterprises that used to need highly-technical personnel in their operations and the reduction of manpower needs of some locators.

Legend:

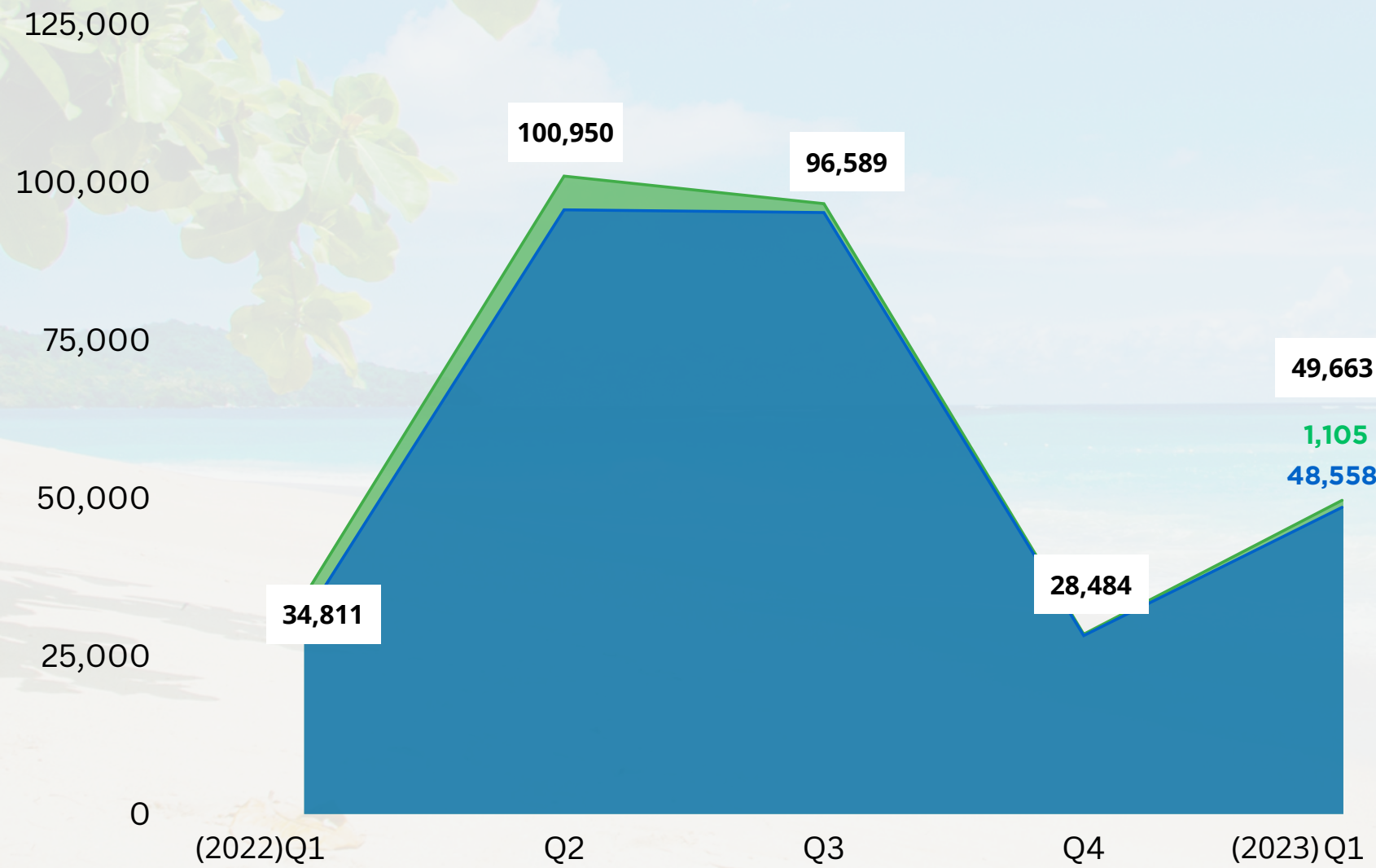
- CWV Issued
- i-Card Certification
- CWVs Cancelled
- Re-Stamped

**CEZA FACTS & FIGURES** As of March 31, 2023



As of March 31, 2023

# CEZA TOURIST ARRIVALS



Legend:

Domestic Foreign

There was a 42.66% increase of tourist arrivals from the first quarter of 2022 to the first quarter of 2023. The increase can be attributed to the gradual opening of the economy and the continuous efforts of CEZA and other tourism partners to revive the local tourism industry.

**CEZA FACTS & FIGURES** As of March 31, 2023





As of March 31, 2023

# CEZA INFRASTRUCTURES



Santa Ana



**2** out of 4 projects  
are almost  
completed

*Legend: Level of Completion*

- 76-100%
- 51-75%
- 26-50%
- 0-25%

As of March 31, 2023

# ACTUAL STATUS OF CEZA INFRASTRUCTURE PROJECTS AS OF MARCH 31, 2023



Three Hole Golf Course and  
Driving Range



97.88%

Retrofitting and  
Rehabilitation  
Works of Port Irene



98.91%

Dredging and  
Reclamation Project of  
Port Irene Phase 1



75.29%

Construction of 7.2 km  
Distribution Lines  
and Installation of  
56 Street Lights



70.17%

Out of the four ongoing infrastructure projects of CEZA, two are coming into completion and the other two are over fifty percent completed.

*Legend:*


 Actual Accomplishment

**CEZA FACTS & FIGURES** As of March 31, 2023



As of March 31, 2023

# PORT IRENE REVENUE COLLECTION

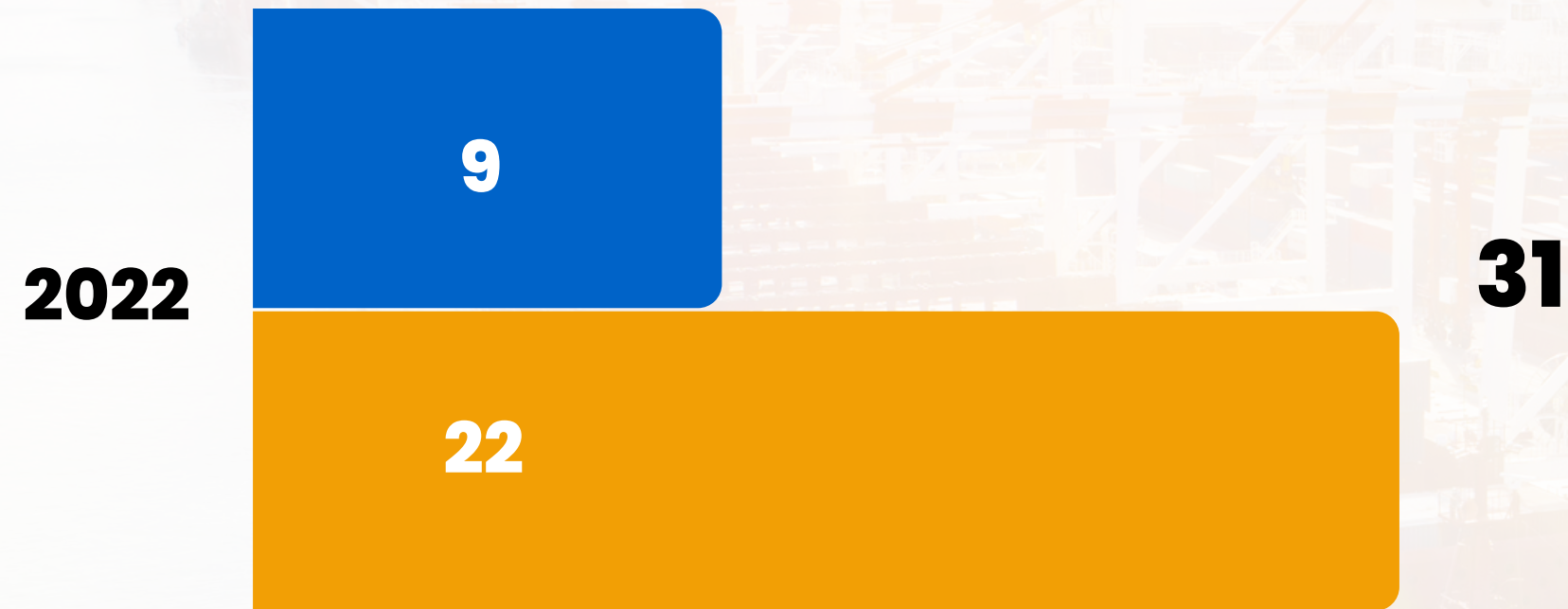


In the first quarter of 2023, CEZA was already able to generate revenue from port operations in the amount of ₱6,437,951.62. This is already 34.79% of the total revenue generated from port operations in the whole year of 2022.



As of March 31, 2023

# TOTAL NUMBER OF SHIPCALLS



The total number of shipcalls in the first quarter of 2023 has already reached the 50% total number of shipcalls in the first half of the year 2022. If this trend continues, CEZA will surpass its performance in 2022 on shipcalls by the second quarter of 2023.

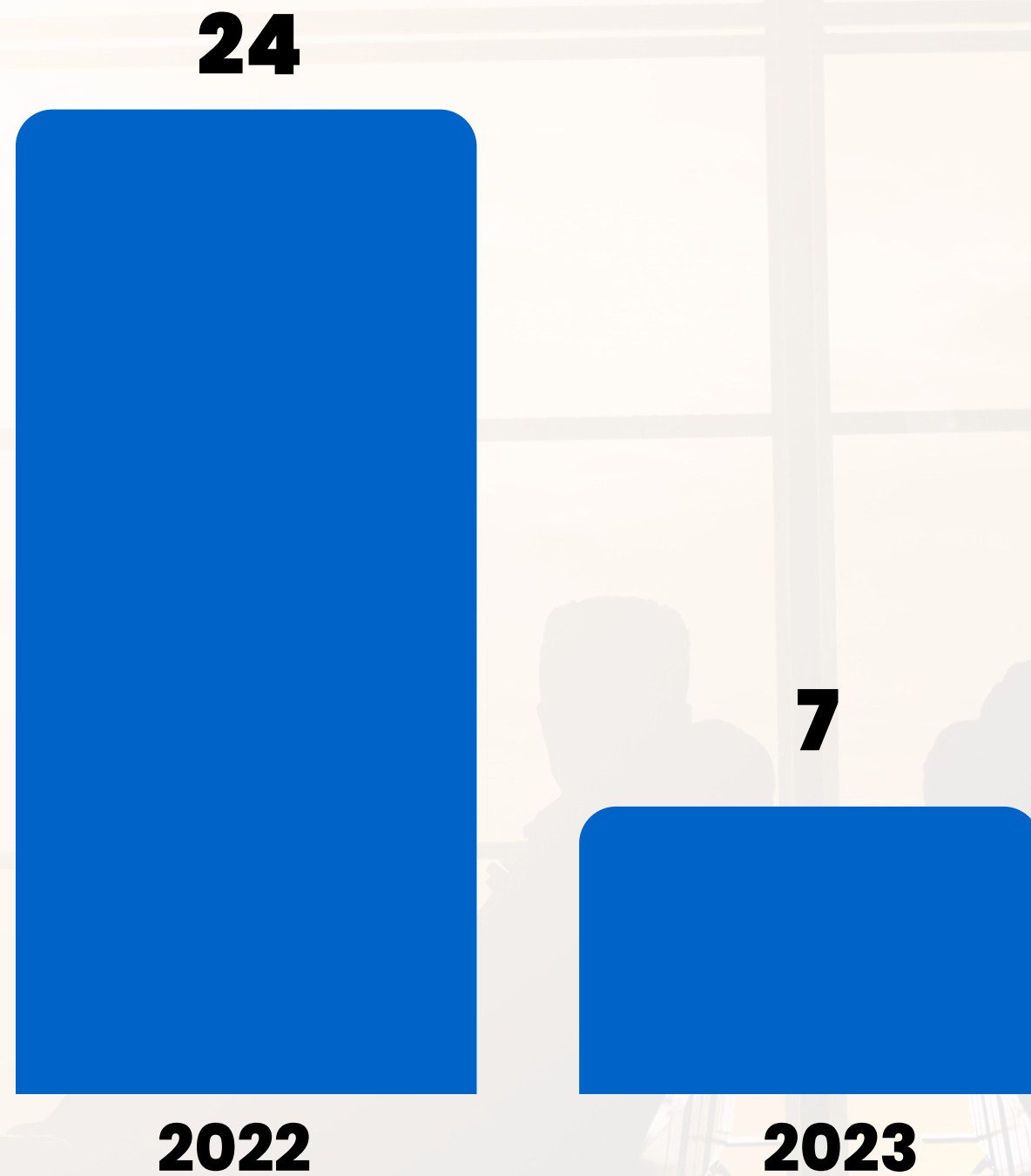
Legend:

-  Foreign
-  Domestic



As of March 31, 2023

# FLIGHTS ACCOMMODATED



Despite the absence of commercial flights, Cagayan North International Airport (CNIA) has remained operational and has accommodated flights of government and private groups. As of March 31, 2023, CNIA has recorded only chartered flights with a domestic destination. This indicates that while CNIA's commercial flight operations are currently suspended, the airport still serves as an important transport hub for government and private entities in the region.



As of March 31, 2023

# GENERATED INCOME OF ASSISTED ORGANIZATIONS

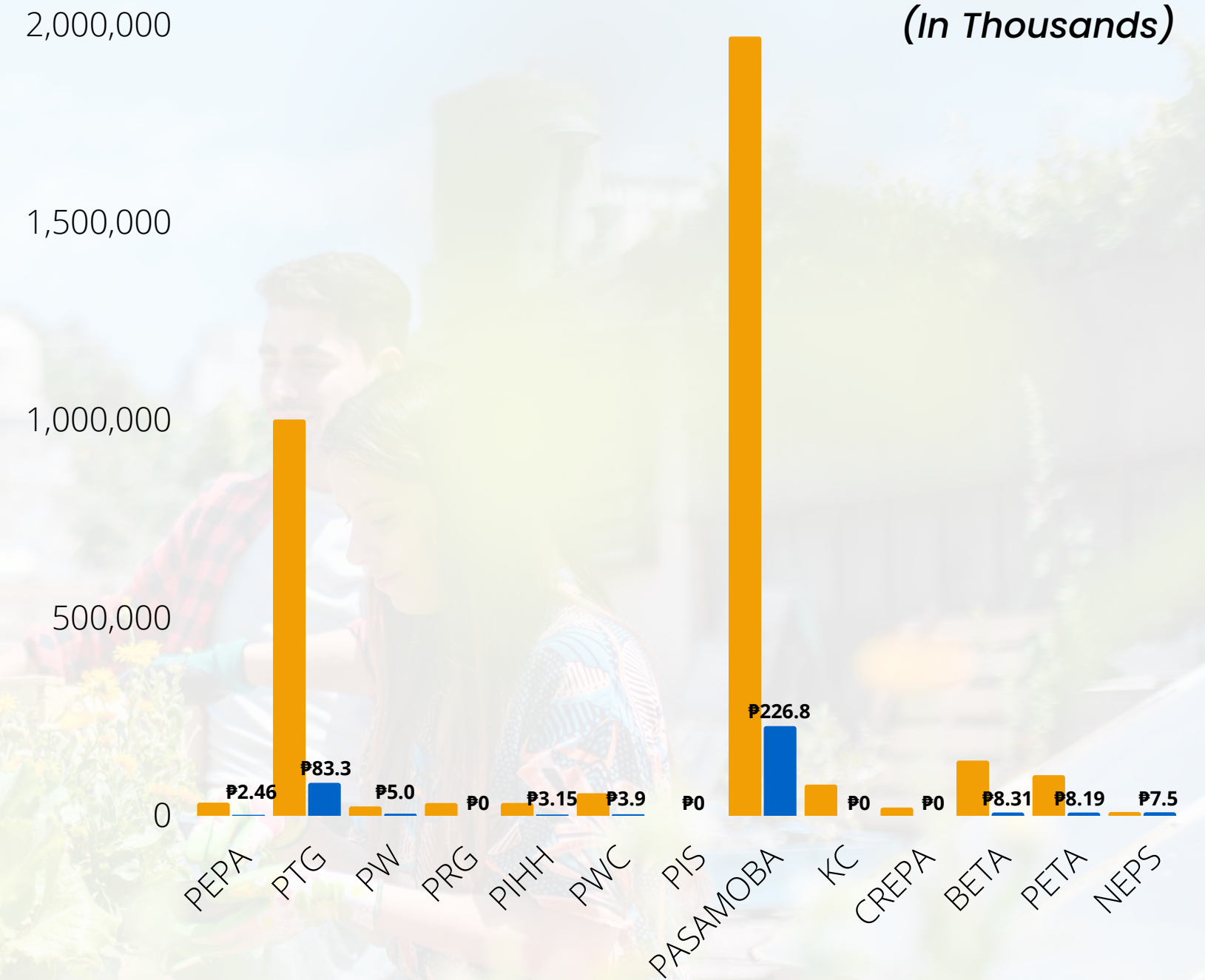
**₱348,610,000** Total Generated Income of Assisted Organizations

The total income generated by CEZA-assisted organizations during this period is 62.57% lower than the quarterly average in 2022. This decline can be attributed to the non-operational status of the Casambalangan-Rapuli Environmental Protectors Association (CREPA) due to the destruction of their dam, which served as the main tourist attraction of their firm. Additionally, some assisted organizations in Santa Ana couldn't generate income due to weather-dependent operations in Santa Ana, as rain and strong winds persisted during the period in review.

Nonetheless, there are high expectations of a significant income increase in the 2nd quarter of 2023. This anticipation arises from the approach of the summer season and the reinstatement of the Viray Festival.

Legend:

2022 2023

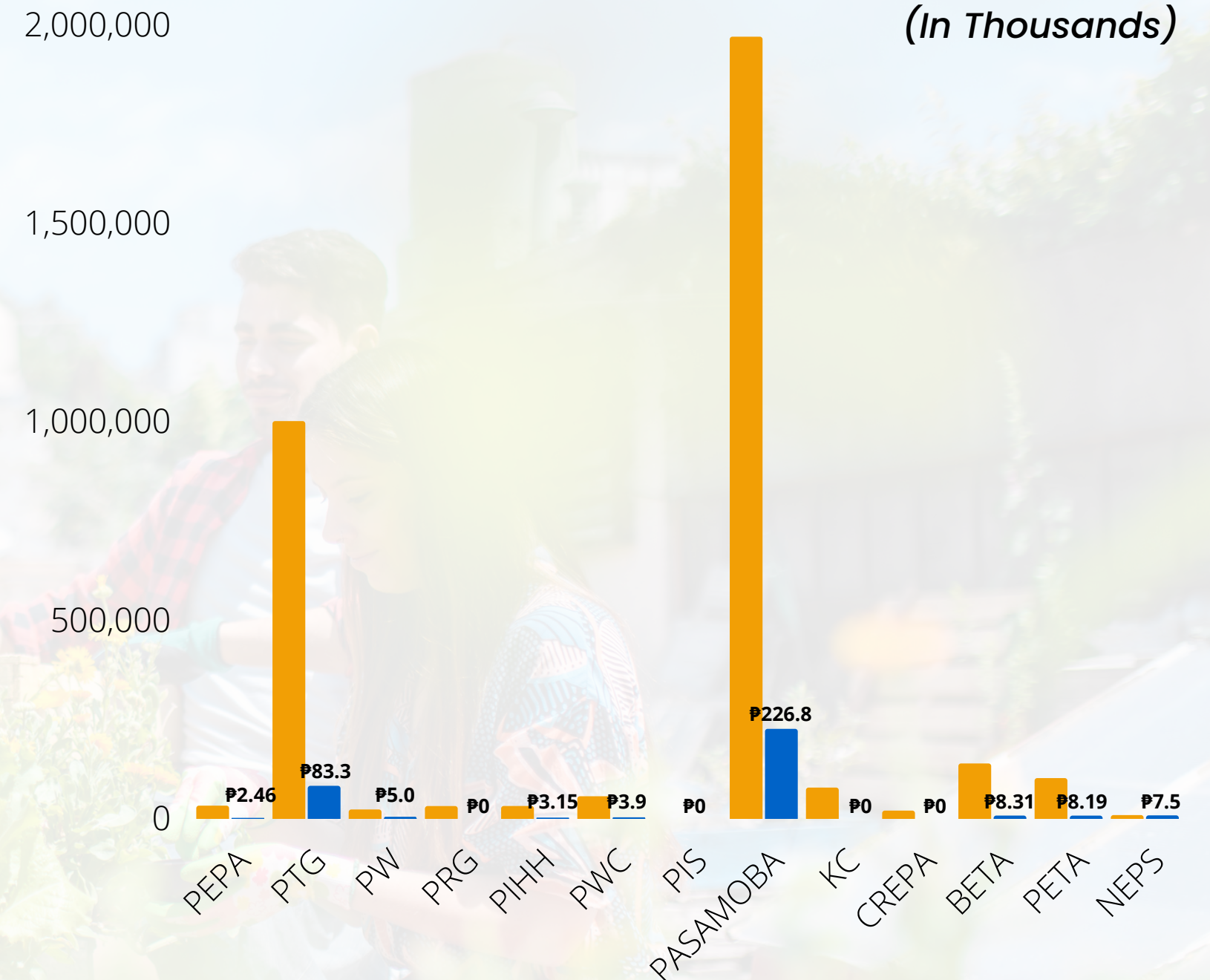


As of March 31, 2023

# GENERATED INCOME OF ASSISTED ORGANIZATIONS



- PEPA**- Palaui Environmental Protectors Association
- PTG**-Palaui Tour Guide
- PW**-Palaui Weavers
- PRG**-Palaui Reef Guides
- PIHH**-Palaui Island Honey Hunters
- PWC**- Palaui Women's Catering
- PIS**- Palaui Island Spa
- PASAMOBA**- Palaui San Vicente Motor Banca Association
- KC**- Kulinarya de Casagan
- CREPA**- Casambalangan-Rapuli Environmental Protectors Association
- BETA**- Buwacag Eco-Tourism Association
- PETA**- Pananacpan Eco-Tourism Association
- NEPS**- North East Pacific Star Cooperative



**CEZA FACTS & FIGURES** As of March 31, 2023

